



J.C. Baheti & Associates Chartered Accountants

307,309,310 Manas Bhawan, 11 RNT Marg, Indore - 452001(M.P.)

Phone (O): 0731- 2528947, Mob.:+91 9826011947

E- Mail: jcb_63@yahoo.com

INDEPENDENT AUDITOR'S REPORT ON AUDIT OF ANNUAL FINANCIAL STATEMENTS

TO THE MEMBERS OF SHREEOSWAL PSYLLIUM EXPORTS INDIA LIMITED

Report on the Audit of the Financial Statements

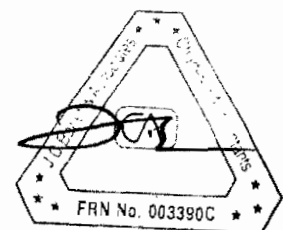
Opinion

We have audited the accompanying financial statements of **SHREEOSWAL PSYLLIUM EXPORTS INDIA LIMITED** ("the Company"), which comprise the Balance Sheet as at March 31, 2024, the Statement of Profit and Loss (including Other Comprehensive Income), the Statement of Changes in Equity and the Statement of Cash Flows for the year ended on that date, notes to the financial statement and a summary of the significant accounting policies and other explanatory information (hereinafter referred to as "the financial statements").

In our opinion and to the best of our information and according to the explanations given to us, the aforesaid financial statements give the information required by the Companies Act, 2013 ("the Act") in the manner so required and give a true and fair view in conformity with the Indian Accounting Standards prescribed under section 133 of the Act read with the Companies (Indian Accounting Standards) Rules, 2015, as amended, ("Ind AS") and other accounting principles generally accepted in India, of the state of affairs of the Company as at March 31, 2024, the profit or Loss and total comprehensive income, changes in equity and its cash flows for the year ended on that date.

Basis for Opinion

We conducted our audit of the financial statements in accordance with the Standards on Auditing (SAs) specified under section 143(10) of the Act. Our responsibilities under those Standards are further described in the Auditor's Responsibilities for the Audit of the Financial Statements section of our report. We are independent of the Company in accordance with the Code of Ethics issued by the Institute of Chartered Accountants of India (ICAI) together with the ethical requirements that are relevant to our audit of the financial statements under the provisions of the Act and the Rules made thereunder, and we have fulfilled our other ethical responsibilities in accordance with these requirements and the ICAI's Code of Ethics. We believe that the audit evidence we have obtained is sufficient and appropriate to provide a basis for our audit opinion on the financial statements.



Key Audit Matters

Key audit matters are those matters that, in our professional judgment, were of most significance in our audit of the financial statements of the current period. These matters were addressed in the context of our audit of the financial statements as a whole, and in forming our opinion thereon, and we do not provide a separate opinion on these matters. We have determined that there are no such key Audit Matters to be reported.

Information Other than the Financial Statements and Auditor's Report Thereon

The Company's Board of Directors is responsible for the preparation of the other information. The other information comprises the information included in the Board's Report including Annexures to Board's Report but does not include the financial statements and our auditor's report thereon.

Our opinion on the financial statements does not cover the other information and we do not express any form of assurance conclusion thereon.

In connection with our audit of the financial statements, our responsibility is to read the other information and, in doing so, consider whether the other information is materially inconsistent with the financial statements or our knowledge obtained during the course of our audit or otherwise appears to be materially misstated.


If, based on the work we have performed, we conclude that there is a material misstatement of this other information; we are required to report that fact. We have nothing to report in this regard.

Management's Responsibility for the Financial Statements

The Company's Board of Directors is responsible for the matters stated in section 134(5) of the Act with respect to the preparation of these financial statements that give a true and fair view of the financial position, financial performance, total comprehensive income, changes in equity and cash flows of the Company in accordance with the Ind AS and other accounting principles generally accepted in India. This responsibility also includes maintenance of adequate accounting records in accordance with the provisions of the Act for safeguarding the assets of the Company and for preventing and detecting frauds and other irregularities; selection and application of appropriate accounting policies; making judgments and estimates that are reasonable and prudent; and design, implementation and maintenance of adequate internal financial controls, that were operating effectively for ensuring the accuracy and completeness of the accounting records, relevant to the preparation and presentation of the financial statements that give a true and fair view and are free from material misstatement, whether due to fraud or error.

In preparing the financial statements, management is responsible for assessing the Company's ability to continue as a going concern, disclosing, as applicable, matters related to going concern and using the going concern basis of accounting unless management either intends to liquidate the Company or to cease operations, or has no realistic alternative but to do so.

The Board of Directors is responsible for overseeing the Company's financial reporting process.




Auditor's Responsibilities for the Audit of the Financial Statements

Our objectives are to obtain reasonable assurance about whether the financial statements as a whole are free from material misstatement, whether due to fraud or error, and to issue an auditor's report that includes our opinion. Reasonable assurance is a high level of assurance, but is not a guarantee that an audit conducted in accordance with SAs will always detect a material misstatement when it exists. Misstatements can arise from fraud or error and are considered material if, individually or in the aggregate, they could reasonably be expected to influence the economic decisions of users taken on the basis of these financial statements.

As part of an audit in accordance with SAs, we exercise professional judgment and maintain professional skepticism throughout the audit. We also:

- Identify and assess the risks of material misstatement of the financial statements, whether due to fraud or error, design and perform audit procedures responsive to those risks, and obtain audit evidence that is sufficient and appropriate to provide a basis for our opinion. The risk of not detecting a material misstatement resulting from fraud is higher than for one resulting from error, as fraud may involve collusion, forgery, intentional omissions, misrepresentations, or the override of internal control.
- Obtain an understanding of internal financial controls relevant to the audit in order to design audit procedures that are appropriate in the circumstances. Under section 143(3)(i) of the Act, we are also responsible for expressing our opinion on whether the Company has adequate internal financial controls system in place and the operating effectiveness of such controls.
- Evaluate the appropriateness of accounting policies used and the reasonableness of accounting estimates and related disclosures made by management.
- Conclude on the appropriateness of management's use of the going concern basis of accounting and, based on the audit evidence obtained, whether a material uncertainty exists related to events or conditions that may cast significant doubt on the Company's ability to continue as a going concern. If we conclude that a material uncertainty exists, we are required to draw attention in our auditor's report to the related disclosures in the financial statements or, if such disclosures are inadequate, to modify our opinion. Our conclusions are based on the audit evidence obtained up to the date of our auditor's report. However, future events or conditions may cause the Company to cease to continue as a going concern.
- Evaluate the overall presentation, structure and content of the financial statements, including the disclosures, and whether the financial statements represent the underlying transactions and events in a manner that achieves fair presentation.
- Communicate with those charged with governance regarding, among other matters, the planned scope and timing of the audit and significant audit findings, including any significant deficiencies in internal control that we identify during our audit.
- Provide those charged with governance with a statement that we have complied with relevant ethical requirements regarding independence, and to communicate with them all relationships and other matters that may reasonably be thought to bear on our independence, and where applicable, related safeguards.



Materiality is the magnitude of misstatements in the financial statements that, individually or in aggregate, makes it probable that the economic decisions of a reasonably knowledgeable user of the financial statements may be influenced. We consider quantitative materiality and qualitative factors in (i) planning the scope of our audit work and in evaluating the results of our work; and (ii) to evaluate the effect of any identified misstatements in the financial statements.


From the matters communicated with those charged with governance, we determine those matters that were of most significance in the audit of the financial statements of the current period and are therefore the key audit matters. We describe these matters in our auditor's report unless law or regulation precludes public disclosure about the matter or when, in extremely rare circumstances, we determine that a matter should not be communicated in our report because the adverse consequences of doing so would reasonably be expected to outweigh the public interest benefits of such communication.

REPORT ON OTHER LEGAL AND REGULATORY REQUIREMENTS

1. As required by the Companies (Auditor's Report) Order, 2020 ("the Order"), issued by the Central Government of India in terms of sub-section (11) of section 143 of the Act, we give in the "Annexure A" a statement on the matters specified in paragraphs 3 and 4 of the Order to the extent applicable.

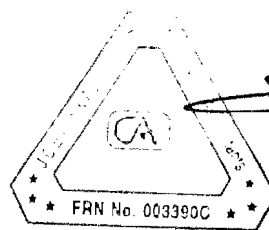
2. As required by section 143 (3) of the Act, we report that:

- a) We have sought and obtained all the information and explanations which to the best of our knowledge and belief were necessary for the purpose of our audit;
- b) In our opinion, proper books of account as required by law have been kept by the Company so far as it appears from our examination of those books:
- c) The Balance Sheet, the Statement of Profit and Loss including other comprehensive income and the Statement of Cash Flows and the Statement of Changes in Equity dealt with by this Report are in agreement with the books of account:
- d) In our opinion, the aforesaid financial statements comply with the Indian Accounting Standards (IND AS) specified under section 133 of the Act and rules made there under, as applicable;
- e) On the basis of written representations received from management as on March 31, 2024 taken on record by the Board of Directors, none of the directors is disqualified as on March 31, 2024 from being appointed as a director in terms of Section 164(2) of the Act.
- f) With respect to the adequacy of the internal financial controls over financial reporting of the Company and the operating effectiveness of such controls, refer to our separate Report in "Annexure B".
- g) With respect to the other matters to be included in the Auditor's Report in accordance with the requirements of section 197(16) of the Act, as amended: In our opinion and to the best of our information and according to the explanations given to us, the remuneration paid by the Company to its directors during the year is in accordance with the provisions of section 197 of the Act.
- h) With respect to the other matters to be included in the Auditor's Report in accordance with Rule 11 of the Companies (Audit and Auditors) Rules, 2014, in our opinion and to the best of our information and according to the explanations given to us:
 - i. The Company does not have any pending litigations which would impact on its financial position in its financial statements;
 - ii. The company did not have any long term contracts including derivative contracts for which there were any foreseeable losses.



- iii. there has been no delay in transferring amounts, required to be transferred, to the Investor Education and Protection Fund by the Company.
- iv.
- a. The management has represented that, to the best of its knowledge and belief, no funds have been advanced or loaned or invested (either from borrowed funds or share premium or any other sources or kind of funds) by the Company to or in any other persons or entities, including foreign entities ("Intermediaries"), with the understanding, whether recorded in writing or otherwise, that the Intermediary shall:
- directly or indirectly lend or invest in other persons or entities identified in any manner whatsoever ("Ultimate Beneficiaries") by or on behalf of the Company or
 - Provide any guarantee, security or the like to or on behalf of the Ultimate Beneficiaries.
- b. The management has represented, that, to the best of its knowledge and belief, no funds have been received by the Company from any persons or entities, including foreign entities ("Funding Parties"), with the understanding, whether recorded in writing or otherwise, that the Company shall:
- directly or indirectly, lend or invest in other persons or entities identified in any manner whatsoever ("Ultimate Beneficiaries") by or on behalf of the Funding Party or
 - provide any guarantee, security or the like from or on behalf of the Ultimate Beneficiaries; and
- c. Based on such audit procedures as considered reasonable and appropriate in the circumstances, nothing has come to our notice that has caused us to believe that the representations under sub clause (iv)(a) and (iv)(b) contain any material mis-statement.
- v. No Dividend is declared or paid by the company during the year.
- vi. Based on our examination which included test checks, the company has used an accounting software for maintaining its books of account which has a feature of recording audit trail (edit log) facility. The feature was enabled from 2nd April, 2024 and the same has operated throughout the year for all relevant transactions recorded in the software. The detailed payroll records are maintained in physical formats using sheets/registers where audit trail cannot be enabled. Further, during the course of our audit we did not come across any instance of audit trail feature being tampered with. Additionally, the audit trail has been preserved by the company as per the statutory requirements for record retention.

Date: 30/05/2024
Place: Indore



For J.C. Baheti & Associates
Chartered Accountants
FRN: 03390C

J.C. Baheti
Partner
M.No.072585

UDIN:24072585BKEZXR8945



J.C. Baheti & Associates Chartered Accountants

307,309,310 Manas Bhawan, 11 RNT Marg, Indore - 452001(M.P.)

Phone (O): 0731- 2528947, Mob.:+91 9826011947

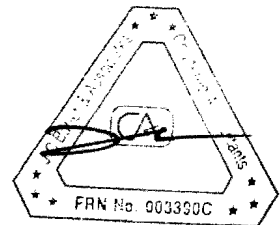
E- Mail: jcb_63@yahoo.com

ANNEXURE A

To the Independent Auditors' Report on Financial Statements of SHREEOSWAL PSYLLIUM EXPORTS INDIA LIMITED (Referred to our report of even date)

The Annexure referred to in our Independent Auditors' Report to the members of the Company on the financial statements for the year ended March 31, 2024, we report that:

- i. **In respect of Property, Plant & Equipment and Intangible assets**
 - a) Particulars of the records for Property, Plant & Equipment and Intangible assets
 - A. The Company has maintained proper records showing full particulars, including quantitative details and situation of Property, Plant & Equipment.
 - B. According to information and explanations given to us and on the basis of our examination of the records of the company, the company does not have any intangible assets hence, reporting under this clause is not applicable.
 - b) According to information and explanations given to us and on the basis of our examination of the records of the company, the Property, Plant & Equipment have been physically verified during the year by the management under a regular programme of verification by rotation over a period of three years, which, in our opinion, is reasonable having regard to the size of the Company and the nature of its assets. No material discrepancies were noticed.
 - c) According to information and explanations given to us and on the basis of our examination of the records of the company, the title deeds of immovable properties forming part of the Property, Plant & Equipment are held in the name of the Company.
 - d) According to information and explanations given to us and on the basis of our examination of the records of the company, the company has not revalued its Property, Plant and Equipment (including Right of Use assets) or intangible assets or both during the year.
 - e) According to information and explanations given to us and on the basis of our examination of the records of the company, there are no proceedings initiated or are pending against the company for holding any benami property under the Benami Transactions (Prohibition) Act, 1988 (45 of 1988) and rules made thereunder.
- ii. **In respect of Inventory**
 - a) As explained to us, the management has conducted physical verification of its inventory during the year. In our opinion, having regard to the size of the company and nature of its business, the frequency of verification is reasonable. Based on records produced to us, discrepancies noticed on verification between the physical stocks and the book records were not material and were properly dealt with in the books of account.
 - b) According to information and explanations given to us and on the basis of our examination of the records of the company, the Company has been sanctioned working capital limits in excess of five crore rupees, in aggregate, from banks on the basis of security of current assets. In our opinion, the quarterly statements filed by the company with the banks against sanctioned working capital loan are in agreement with books of accounts.



iii. **In respect of loan granted:**

According to information and explanations given to us and on the basis of our examination of the records of the company, the company has not made any investments, provided guarantee or security or but granted advance in nature of loans, secured or unsecured to Companies, Firms, Limited Liability Partnerships or other parties.

(a) Yes, During the year the company has provided loans or advances in the nature of loans to its employees, further details are indicated below-

The Aggregate amounts and balance outstanding in respect of other than Subsidiaries, Associates & Joint ventures.

The aggregate amount of loans granted to employees during the year is Rs. 1 Lakh and balance outstanding at 31.03.2024 is Rs. 0.44 Lacs.

iv. **In respect of compliance of section 185 and 186 of The Companies Act, 2013**

According to information and explanations given to us and on the basis of our examination of the records of the company, in our opinion the company has not advanced any loans, made investments, gave guarantees, and provided security prescribed in provisions of section 185 and 186 of the companies Act, 2013.

v. **In respect of public deposits**

In our opinion and according to the information and explanations given to us and on the basis of our examination, the Company has not accepted any deposit from the public within the meaning of the provisions of sections 73 to 76 or any relevant provisions of the Companies Act, 2013 and the rules framed there under.

vi. **In respect of Cost Records:**

According to the information and explanations given to us, the maintenance of cost records has not been specified by the central government under the section 148(1) of the Companies Act, 2013 for the business activities carried out by the company. Thus reporting under clause 3(vi) of the order is not applicable to the company.

vii. **In respect of statutory dues:**

a) According to the records of the Company, the Company is generally regular in depositing with appropriate authorities undisputed statutory dues including provident fund, employees' state insurance, income-tax, duty of custom, goods & service tax, cess and other statutory dues applicable to it. As per the records of the Company, as at March 31, 2024, the Company does not have any undisputed statutory dues which are outstanding for a period of more than six months from the date they became payable.

b) According to the information and explanations given to us and on the basis of examination of records of the company there is no dispute in respect of income tax or sales tax or service tax or value added tax or GST or any other cess.

viii. **In respect of undisclosed Income**

In our opinion and according to the information and explanations given to us and based on our examination of the records of the company, there were no such unrecorded transaction in the books of account which were surrendered or disclosed as income during the year in tax assessments under Income Tax Act, 1961 (43 of 1961).

ix. **In respect of repayment of loan**


According to the information and explanations given to us, based on our examination of the records of the company and on the basis of overall examination of the Balance Sheet of the Company,

a) The company has not defaulted in repayment of loans or borrowing to a financial institution or bank.

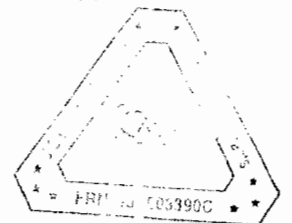
b) The company has not been declared willful defaulter by any bank or financial institution.

c) The company has not obtained term loan during the year.

d) No such short term loan funds have been utilized for long term purpose.



- e) The company has not raised any fund from any entity or person on account of or to meet the obligations of its subsidiaries, associates or joint ventures.
- f) The company has not raised any loan during the year on the pledge of securities held in its subsidiaries, joint ventures or associate companies.
- x. **In respect of funds raised through IPO/FPO/Debt instrument**
- a) On the basis of overall examination of the Balance Sheet of the Company, according to the information and explanations provided to us and based on our examination of the records of the company we report that the Company did not raise any money by way of initial public offer or further public offer (including debt instrument).
- b) In our opinion and according to the information and explanations given to us as well as based on our examination of the records of the company, the company during the year company had raised funds of Rs. 1650.00 Lakhs through issue of 10500000 equity shares at face value of Rs. 10 each to holding company on right issue basis and remaining amount of Rs. 600 Lakhs has been held under share application money pending allotment.
- xi. **In respect of fraud reporting**
- a) According to the information and explanations given to us and based on our examination of the records of the company, no material fraud by the Company or on the Company by its officers or employees was noticed or reported during the year.
- b) According to the information and explanations given to us and based on our examination of the records of the company, no report under sub-section (12) of section 143 of the Companies Act has been filed by the auditors in Form ADT-4 as prescribed under rule 13 of Companies (Audit and Auditors) Rules, 2014 with the Central Government.
- c) According to the information and explanations given to us and based on our examination of the records of the company, there are no whistle blower complaints received by the Company during the year.
- xii. **In respect of Nidhi Company**
According to the information and explanations given to us, the Company is not a Nidhi Company. Accordingly, paragraph 3(xii) of the Order is not applicable.
- xiii. **In Respect of Transactions With Related Parties**
According to the information and explanations given to us, transactions with the related parties are in compliance with section 177 and 188 of Companies Act, 2013 where applicable and details of such transactions have been disclosed in the financial statements as required by the applicable accounting standards.
- xiv. **In Respect of Internal Audit System**
According to the information and explanations given to us and based on our examination of the records of the Company, the company is not required to implement internal audit system commensurate with the size and nature of its business. Thus this clause is not applicable.
- xv. **In respect of Non-Cash Transactions**
According to the information and explanations given to us and based on our examination of the records of the Company, the Company has not entered into any non-cash transactions with directors or persons connected with him. Accordingly, paragraph 3(xv) of the Order are not applicable.
- xvi. **In respect of compliance of section 45IA of the RBI Act, 1934**
- a) The Company is not required to be registered under section 45 IA of the Reserve Bank of India Act, 1934. Accordingly, paragraph 3(xvi)(a) of the Order is not applicable.
- b) The Company is not required to be registered under section 45 IA of the Reserve Bank of India Act, 1934. Accordingly, paragraph 3(xvi)(b) of the Order is not applicable.
- c) The Company is not a core investment company (CIC) as defined in the regulations made by the reserve Bank of India. Accordingly clause 3(xvi)(c) of the order is not applicable.



d) According to information and explanations given to us during the course of audit, there is no core investment company within the Group (as defined in the Core Investment Companies (Reserve Bank) Directions, 2016) and accordingly reporting under clause 3(xvi)(d) of the Order is not applicable.

xvii. In respect of Cash losses

The company has incurred cash losses in the current financial year of Rs. 802.68 Lacs and no cash loss was incurred in the immediately preceding financial year.

xviii. In respect of resignation of statutory auditors

There has been resignation of the statutory auditors during the year and we have taken into consideration the issues, objections or concerns raised by the outgoing auditors.

xix. In respect of any material uncertainty to meet liability

In our opinion and according to the information and explanations given to us and based on our examination of the records of the Company, on the basis of the financial ratios, ageing and expected dates of realisation of financial assets and payment of financial liabilities, other information accompanying the financial statements, our knowledge of the Board of Directors and management plans and based on our examination of the evidence supporting the assumptions, nothing has come to our attention, which cause us to believe that any material uncertainty exists as on the date of the audit report that the company is not capable of meeting its liabilities existing at the date of balance sheet as and when they fall due within a period of one year from the balance sheet date. We, however, state that this is not an assurance as to the future viability of the Company. We further state that our reporting is based on the facts up to the date of the audit report and we neither give any guarantee nor any assurance that all liabilities falling due within a period of one year from the balance sheet date, will get discharged by the Company as and when they fall due.

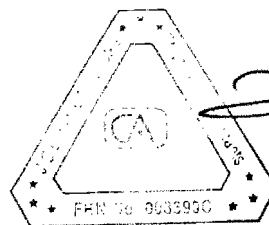
xx. In Respect of Unspent Amount Under Section 135(5) of The Companies Act, 2013

a) In our opinion and according to the information and explanations given to us and based on our examination of the records of the Company, there was no such unspent amount to be transferred to fund specified in Schedule VII to the Companies Act. Accordingly, paragraphs 3(xx)(a) of the Order are not applicable.

b) The Company does not have ongoing projects under section 135 of the Companies Act. Accordingly, paragraphs 3(xx)(b) of the Order are not applicable.

Date: 30/05/2024

Place: Indore



For J.C. Baheti & Associates
Chartered Accountants
FRN: 03390C

J.C. Baheti
Partner

M.No.072585

UDIN: 24072585BKE2XR8345



J.C. Baheti & Associates Chartered Accountants

307,309,310 Manas Bhawan, 11 RNT Marg, Indore - 452001(M.P.)
Phone (O): 0731- 2528947, Mob.:+91 9826011947
E- Mail: jcb_63@yahoo.com

ANNEXURE B

To the Independent Auditors' Report on
Financial Statements of SHREEOSWAL PSYLLIUM EXPORTS INDIA LIMITED
(Referred to our report of even date)

Report on the Internal Financial Controls under Clause (i) of Sub-section 3 of Section 143 of the Companies Act, 2013 ("the Act")

We have audited the internal financial controls over financial reporting of SHREEOSWAL PSYLLIUM EXPORTS INDIA LIMITED ("the Company") as of March 31, 2024 in conjunction with our audit of the financial statements of the Company for the year ended on that date.


MANAGEMENT'S RESPONSIBILITY FOR INTERNAL FINANCIAL CONTROLS

The Company's management is responsible for establishing and maintaining internal financial controls based on the internal control over financial reporting criteria established by the Company considering the essential components of internal control stated in the Guidance Note on Audit of Internal Financial Controls over Financial Reporting issued by the Institute of Chartered Accountants of India ('ICAI'). These responsibilities include the design, implementation and maintenance of adequate internal financial controls that were operating effectively for ensuring the orderly and efficient conduct of its business, including adherence to company's policies, the safeguarding of its assets, the prevention and detection of frauds and errors, the accuracy and completeness of the accounting records, and the timely preparation of reliable financial information, as required under the Companies Act, 2013.

AUDITORS' RESPONSIBILITY

Our responsibility is to express an opinion on the Company's internal financial controls over financial reporting based on our audit. We conducted our audit in accordance with the Guidance Note on Audit of Internal Financial Controls over Financial Reporting (the "Guidance Note") and the Standards on Auditing, issued by ICAI and deemed to be prescribed under section 143(10) of the Companies Act, 2013, to the extent applicable to an audit of internal financial controls, both applicable to an audit of Internal Financial Controls and, both issued by the Institute of Chartered Accountants of India. Those Standards and the Guidance Note require that we comply with ethical requirements and plan and perform the audit to obtain reasonable assurance about whether adequate internal financial controls over financial reporting was established and maintained and if such controls operated effectively in all material respects. Our audit involves performing procedures to obtain audit evidence about the adequacy of the internal financial controls system over financial reporting and their operating effectiveness. Our audit of internal financial controls over financial reporting included obtaining an understanding of internal financial controls over financial reporting, assessing the risk that a material weakness exists, and testing and evaluating the design and operating effectiveness of internal control based on the assessed risk. The procedures selected depend on the auditor's judgment, including the assessment of the risks of material misstatement of the financial statements, whether due to fraud or error.

We believe that the audit evidence we have obtained is sufficient and appropriate to provide a basis for our audit opinion on the Company's internal financial controls system over financial reporting



MEANING OF INTERNAL FINANCIAL CONTROLS OVER FINANCIAL REPORTING

A company's internal financial control over financial reporting is a process designed to provide reasonable assurance regarding the reliability of financial reporting and the preparation of financial statements for external purposes in accordance with generally accepted accounting principles. A company's internal financial control over financial reporting includes those policies and procedures that

- 1) Pertain to the maintenance of records that, in reasonable detail, accurately and fairly reflect the transactions and dispositions of the assets of the company;
- 2) Provide reasonable assurance that transactions are recorded as necessary to permit preparation of financial statements in accordance with generally accepted accounting principles, and that receipts and expenditures of the company are being made only in accordance with authorizations of management and directors of the company; and
- 3) Provide reasonable assurance regarding prevention or timely detection of unauthorized acquisition, use, or disposition of the company's assets that could have a material effect on the financial statements.

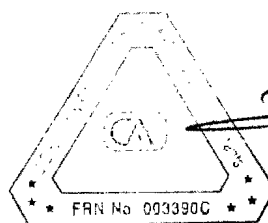
INHERENT LIMITATIONS OF INTERNAL FINANCIAL CONTROLS OVER FINANCIAL REPORTING

Because of the inherent limitations of internal financial controls over financial reporting, including the possibility of collusion or improper management override of controls, material misstatements due to error or fraud may occur and not be detected. Also, projections of any evaluation of the internal financial controls over financial reporting to future periods are subject to the risk that the internal financial control over financial reporting may become inadequate because of changes in conditions, or that the degree of compliance with the policies or procedures may deteriorate.

OPINION

In our opinion, the Company has, in all material respects, an adequate internal financial controls system over financial reporting and such internal financial controls over financial reporting were operating effectively as at March 31, 2024, based on the internal control over financial reporting criteria established by the Company considering the essential components of internal control stated in the Guidance Note on Audit of Internal Financial Controls Over Financial Reporting issued by the Institute of Chartered Accountants of India.

Date: 30/05/2024
Place: Indore



For J.C. Baheti & Associates
Chartered Accountants
FRN: 03390C

J.C. Baheti
Partner
M.No.072585
UDIN:24072585BK2XK2945

SHREEOSWAL PSYLLIUM EXPORTS INDIA LIMITED
BALANCE SHEET AS AT 31st March, 2024
CIN: U01100MP2018PLC045146

Amount in Rs. Lakhs

Particulars	Note	As at	
		31 March 2024	31 March 2023
A ASSETS			
1 Non current assets			
(a) Property, plant and equipment	2	325.48	154.60
(b) Capital work in progress	2	84.55	75.72
(c) Financial Assets			
(i) Other Financial Assets	3	0.31	0.31
(d) Deferred tax Assets (net)	4	217.35	5.12
(e) Other Non-Current Assets	5	49.50	56.11
Total non current assets		677.19	291.86
2 Current assets			
(a) Inventories	6	6,379.00	5,602.37
(b) Financial Assets			
(i) Trade receivables	7	897.02	534.13
(ii) Cash and cash equivalents	8	118.40	112.07
(iii) Loans	9	0.44	
(c) Current Tax Assets (net)	10	44.71	4.93
(d) Other Current Assets	11	573.96	347.77
Total current assets		8,013.53	6,601.27
TOTAL ASSETS		8,690.72	6,893.13
B EQUITY AND LIABILITIES			
1 Equity			
(a) Equity Share capital	12	1,400.00	350.00
(b) Other equity	13	467.41	480.59
Total Equity		1,867.41	830.59
2 LIABILITIES			
Non-current liabilities			
(a) Financial liabilities			
(i) Borrowings	14	1,393.85	3,464.14
(ii) Lease Liabilities	15	63.22	64.66
(b) Provisions	16	13.14	10.93
(c) Other Non-Current Liabilities	17	15.00	15.00
Total non current liabilities		1,485.21	3,554.73
3 Current liabilities			
(a) Financial liabilities			
(i) Borrowings	18	5,042.88	2,220.16
(ii) Lease Liabilities	19	1.44	1.32
(iii) Trade Payables	20		
(a) MSME			
(b) Other than MSME		274.42	260.00
(b) Other Current Liabilities	21	18.72	25.80
(c) Provisions	22	0.64	0.53
Total current liabilities		5,338.10	2,507.81
TOTAL - EQUITY AND LIABILITIES		8,690.72	6,893.13
Summary of Significant Accounting Policies	1		
See accompanying Notes forming part of the Accounts	2-38		

For and on behalf of the Board of Directors


Kiran Devi Begani
 Whole Time Director
 DIN No.: 07921018

44417(22)

Padma Nahta
 Whole Time Director
 DIN No.: 07921042

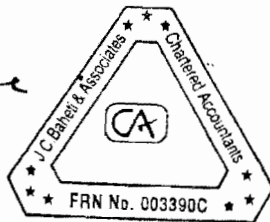

Sanjay Kumar Baigani
 Director
 DIN No.: 07921083


Anil Kumar Nahata
 Director
 DIN No.: 07921005


Acharya Kumar Jain
 CFO


CS. Dhip Patidar
 Company Secretary
 M.No.: A34566

In terms of our report attached.
 For J.C. Baheti & Associates
 Chartered Accountants
 FRN NO. 003390C



CA. J.C. Baheti
 Partner
 M. No.: 072585
 Place: Indore
 Date: 30/05/2024

SHREEOSWAL PSYLLIUM EXPORTS INDIA LIMITED
STATEMENT OF PROFIT AND LOSS FOR THE YEAR ENDED 31st March, 2024
 CIN: U01100MP2018PLC045146

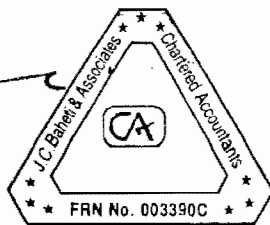
Amount in Rs. Lakhs Except EPS

Particulars	Note	31 March 2024	31 March 2023
I Revenue From Operations	23	16,842.57	15,791.49
II Other income	24	13.06	4.54
III Total Income		16,855.63	15,796.03
IV Expenses			
(a) Cost of materials consumed	25	19,096.54	15,561.18
(b) Changes in inventories of Finished goods, stock in trade and WIP	26	(2,212.83)	(646.21)
(c) Employee benefits expense	27	65.81	74.26
(d) Finance costs	28	645.31	553.25
(e) Depreciation and amortisation	2	16.85	12.74
(f) Other Expenses	29	67.32	64.77
Total expenses		17,679.00	15,619.99
V Profit / (Loss) before exceptional items & tax		(823.37)	176.04
VI Exceptional items			
VII Profit / (Loss) before tax (V-VI)		(823.37)	176.04
VIII Tax expense:	4A		
Less:- (a) Current tax			52.40
(b) Current tax relates to prior period		3.66	
Add/Less:- (C) Deferred tax assets/Liabilities		(212.65)	(3.41)
IX Profit / (Loss) for the year from continuing operations (VII-VIII)		(614.38)	127.05
X Profit / (Loss) from discontinued operations			
XI Tax expense of discontinued operations			
XII Profit / (Loss) from discontinued operations (after tax) (X-XI)			
XIII Profit / (Loss) for the period (IX+XII)		(614.38)	127.05
XIV Other comprehensive income			
(A) Item that will not be reclassified to profit or loss			
Re-measurement gains / (losses) on defined benefit plans.		1.62	
Remeasurement of the value of Defined Benefit obligation		0.42	
Less:- Income Tax relating to items that will not be reclassified to profit or loss			
(B) Item that will be reclassified to profit or loss			
Less:- Income Tax relating to items that will be reclassified to profit or loss			
Other Comprehensive income		1.20	
XV Total comprehensive income for the period (XIII+XIV)		(613.18)	127.05
Earning per Equity Share	30		
XVI Earning per Equity Share (for continuing operation)			
(1) Basic		(5.58)	3.63
(2) Diluted		(5.58)	3.63
XVII Earning per Equity Share (for discontinued operation)			
(1) Basic			
(2) Diluted			
XVIII Earning per Equity Share (for discontinued & continuing operation)			
(1) Basic		(5.58)	3.63
(2) Diluted		(5.58)	3.63
Summary of significant accounting policies.	1		
The accompanying notes form an integral part of the financial statements.	2-38		

For and on behalf of the Board of Directors

In terms of our report attached.
 For J.C. Baheti & Associates
 Chartered Accountants
 FRN NO. 003390C

CA J.C. Baheti
 Partner
 M. No.: 072585
 Place: Indore
 Date: 30/05/2024



(Signature)
 Kiran Devi Begani
 Whole Time Director
 DIN No.: 07921018

(Signature)
 Sanjay Kumar Baigani
 Director
 DIN No.: 07921083

(Signature)
 Acharya Kumar Jain
 CFO

(Signature)
 Padma Nahta
 Whole Time Director
 DIN No.: 07921042

(Signature)
 Anil Kumar Nahata
 Director
 DIN No.: 07921005

(Signature)
 CS. Dilip Patidar
 Company Secretary
 M.No.: A34566

SHREESWAL PSYLLIUM EXPORTS INDIA LIMITED
STATEMENT OF CHANGES IN EQUITY
AS AT
31 March 2024
CIN: U01100MP2018PLC045146

Amount in Rs. Lakhs

A. EQUITY SHARE CAPITAL						
Equity share of Rupees /- each	Balance at the beginning of the year	Changes during the year	Balance at the end of the year			
2023-24	350.00	1,050.00	1,400.00			
2022-23	350.00	-	350.00			
B. OTHER EQUITY						
Particulars	General Reserve	Securities Premium	Share Application money pending allotment	Retained earnings	Other Comprehensive Income	Total
2023-24						
Balance at the beginning of the year	-	-	-	480.59	-	480.59
Prior period errors	-	-	-	-	-	-
Restated balance	-	-	-	480.59	-	480.59
Profit for the year	-	-	-	(614.38)	-	(614.38)
Measurement of DBO	-	-	-	-	1.20	1.20
Share application money received during year	-	-	600.00	-	-	600.00
	-	-	-	-	-	-
Total	-	-	600.00	(133.79)	1.20	467.41
2022-23						
Balance at the beginning of the year	-	-	-	353.54	-	353.54
Prior period errors	-	-	-	-	-	-
Restated balance	-	-	-	353.54	-	353.54
Profit for the year	-	-	-	127.05	-	127.05
Measurement of DBO	-	-	-	-	-	-
	-	-	-	-	-	-
Total	-	-	-	480.59	-	480.59

For and on behalf of the Board of Directors

Kiran Devi Begani
Kiran Devi Begani
 Whole Time Director
 DIN No.: 07921018

Padma Nahta
Padma Nahta
 Whole Time Director
 DIN No.: 07921042

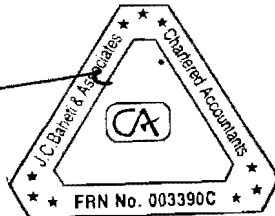
Sanjay Kumar Bagari
Sanjay Kumar Bagari
 Director
 DIN No.: 07921083

Anil Kumar Nahata
Anil Kumar Nahata
 Director
 DIN No.: 07921008

Acharya Kumar Jain
Acharya Kumar Jain
 CFO

CS. Dilip Patel
CS. Dilip Patel
 Company Secretary
 M.No.: A34566

In terms of our report attached.
 For J.C. Baheti & Associates
 Chartered Accountants
 FRN NO. 003390C



CA. J.C. Baheti
 Partner
 M. No.: 072585
 Place: Indore
 Date: 30/05/2024

SHREEOSWAL PSYLLIUM EXPORTS INDIA LIMITED
CASH FLOW STATEMENT
FOR THE YEAR ENDED
31 March 2024
CIN: UD1100MP2018PLC045146

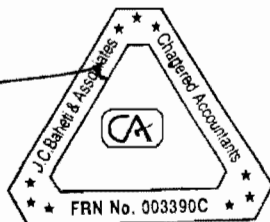
Amount in Rs. Lakhs

Particulars	As at 31 March 2024	As at 31 March 2023
(A) CASH FLOW FROM OPERATING ACTIVITIES:		
NET PROFIT BEFORE TAX & EXTRA ORDINARY ITEM	(823.37)	176.04
Adjustment To Reconcile Profit Before Tax To Cash Generated By		
Non Cash Items:		
Depreciation & Amortisation	16.85	12.74
Provision For Employee Benefits	3.94	11.46
Forex Gain	(0.10)	-
Non Operating Items:		
Interest Paid	645.31	553.24
Operating Profit Before Working Capital Change	(157.37)	753.48
(Increase) / Decrease in Inventories	(776.63)	(980.26)
(Increase) / Decrease in Trade Receivables	(362.89)	968.20
(Increase) / Decrease in Current Loan (Assets)	(0.44)	-
(Increase) / Decrease in Other Current Assets	(226.09)	(37.21)
Increase / (Decrease) in Trade Payables	14.42	16.81
Increase/(Decrease) in Other Current Liability	(7.08)	(46.74)
Increase / (Decrease) in Short Term Provisions	-	(0.37)
Increase/ (Decrease) in Short Term Lease Liability	0.12	1.32
Operating Profit After Working Capital Change	(1,515.96)	675.23
Income Tax Paid	(43.45)	(57.33)
Net Cash Flow From Operating Activities (A)	(1,559.41)	617.90
(B) CASH FLOW FROM INVESTING ACTIVITY		
(Increase) / Decrease in Other Non current Assets	6.61	(56.11)
Increase in fixed assets	(187.73)	(169.97)
Increase in Capital WIP	(8.83)	-
Net Cash Flow From Investing Activity (B)	(189.95)	(226.08)
(C) CASH FLOW FROM FINANCING ACTIVITY		
Decrease in Long Term Borrowings	(2,070.28)	(704.70)
Increase in Short-term Borrowings	2,822.72	900.02
Increase/(Decrease) in Lease Liability	(1.44)	64.66
Interest Paid	(645.31)	(553.24)
Proceeds from Issue of share capital	1,050.00	-
Proceeds from share application money pending allotment	600.00	-
Net Cash Flow From Financing Activity (C)	1,755.69	(293.26)
NET INCREASE IN CASH & CASH EQUIVALENT (A+B+C)	6.33	98.56
Cash & Cash Equivalent At The Beginning Of Period	112.07	13.51
Cash & Cash Equivalent At The End Of Period	118.40	112.07

For and on behalf of the Board of Directors

In terms of our report attached.
For J.C. Baheti & Associates
Chartered Accountants
FRN NO. 003390C

CA. J.C. Baheti
Partner
M. No.: 072585
Place: Indore
Date: 30/05/2024



(Signature)
Kiran Devi Begani
Whole Time Director
DIN No.: 07921018

(Signature)
Sanjay Kumar Baigani
Director
DIN No.: 07921083

(Signature)
Acharya Kumar Jain
CFO

(Signature)
Padma Nahta
Whole Time Director
DIN No.: 07921042

(Signature)
Anil Kumar Nahata
Director
DIN No.: 07921005

(Signature)
CS. Dilip Patidar
Company Secretary
M.No.: A34566

SHREEOSWAL PSYLLIUM EXPORTS INDIA LIMITED, NEEMUCH

Notes to Standalone Financial Statements for the year ended 31st March 2024

1.1 CORPORATE INFORMATION

Shreeoswal Psyllium Exports India Limited ("the Company") was originally registered as a partnership firm as "M/s Oswal Psyllium Exports" dated December 14, 2007 which was then converted into public limited company i.e. Shreeoswal Psyllium Exports India Limited having CIN: U01100MP2018PLC045146 vide fresh certificate of incorporation dated February 28, 2018.

The registered office of the Company is situated at: Oswal House, Opposite Bal Kavi Bairagi College, Village-Kanawati, Neemuch -458441, Madhya Pradesh, India.

Shreeoswal Psyllium Exports India Limited ("the Company") is a limited company incorporated in India under the provisions of the Companies Act, 2013. The Company is a Processing unit involved in production of psyllium husk along with its Trading.

1.2 BASIS OF PREPARATION

COMPLIANCE WITH IND-AS

The financial statements of the Company have been prepared in accordance with Indian Accounting Standards ("Ind AS") as notified by Ministry of Corporate Affairs pursuant to section 133 of the Companies Act, 2013 read with Rule 3 of the Companies (Indian Accounting Standards) Rules, 2015 and Companies (Indian Accounting Standards) Amendment Rules, 2016.

CURRENT / NON-CURRENT CLASSIFICATION

All assets and liabilities have been classified and disclosed as current or non-current as per the Company's normal operating cycle and other criteria set out in division II of Schedule III of the Companies Act, 2013. Based on the nature of products and the time between the acquisition of assets for processing and their realization in cash and cash equivalents, the Company has ascertained its operating cycle as up to twelve months for the purpose of current or non-current classification of assets and liabilities.

BASIS OF MEASUREMENT

The financial statements have been prepared on a historical cost basis, except for the assets and liabilities that require measurement at fair value in accordance with Ind AS. The financial statements are presented in Indian Rupees and all values are rounded to the nearest lakhs (INR 00,000), except otherwise indicated.

1.3 SUMMARY OF MATERIAL ACCOUNTING POLICIES

a. Key accounting estimates and judgments


The preparation and presentation of financial statements in conformity with Ind AS requires management to make judgments, estimates and assumptions that affect the reported amounts of assets and liabilities, the disclosure of contingent liabilities on the date of the financial statements and reported amounts of revenues and expenses during the period.

Although these estimates are based on the management's best knowledge of current events and actions, uncertainty about these assumptions and estimates could result in the outcomes requiring a material adjustment to the carrying amounts of assets or liabilities in future periods. Accounting estimates could change from period to period. Any revision to accounting estimates is recognized prospectively in the current and future periods, and if material, their effects are disclosed in the financial statements. Actual results could differ from the estimates. Any difference between the actual results and estimates are recognized in the period in which the results are known/materialize.

Information about critical judgments in applying accounting policies, as well as estimates and assumptions that have the most significant effect to the carrying amounts of assets and liabilities within the next financial year, are included in the following notes:

- I. Measurement of defined benefit obligations
- II. Measurement and likelihood of occurrence of contingencies
- III. Recognition of deferred tax assets

Ranjay



SHREEOSWAL PSYLLIUM EXPORTS INDIA LIMITED, NEEMUCH

Notes to Standalone Financial Statements for the year ended 31st March 2024

b. Inventories

Inventories are valued at lower of cost and net realizable value (except as otherwise stated) on an item-by-item basis, as under:

Raw materials, packing materials, stores and spares: Cost of inventory comprises all costs of purchase, duties and taxes (other than those subsequently recoverable from tax authorities) and all other costs incurred in bringing the inventories to their present location and condition. Raw materials and other items held for use in the production of inventories are not written down below cost if the finished products in which they will be incorporated are expected to be sold at or above cost. Cost is determined on a first-in first-out formula.

Work-in-progress and finished goods: Cost includes direct materials and costs of conversion in the form of labour and a systematic allocation of fixed and variable production overheads. It also includes other costs which are incurred in bringing the inventories to their present location and condition. The allocation of fixed production overheads is based on normal capacity of production. Cost is determined on first-in first-out formula. Realizable value of pre-determined normal rate of scrap is deducted from the cost of inventories. However, cost of inventories neither includes abnormal amounts of wasted material nor any scrap realizations there from.

By products and scrap are recognized at their net realizable value.

Stock-in-trade: Cost includes cost of purchases, duties and taxes (other than those subsequently recoverable from authorities) and other costs which are incurred in bringing the inventories to their present location and condition. Cost is determined on a first-in first-out formula.

Net realizable value is the estimated selling price in the ordinary course of business less the estimated costs of completion and the estimated costs necessary to make the sale.

Cost of agricultural produce is deemed to be the fair value on the date of rise.

Cost of finished goods and work-in-progress include cost of conversion and other costs incurred in bringing the inventories to their present location and condition.

c. Taxes

Current income tax


Current income tax assets and liabilities are measured at the amount expected to be recovered from or paid to the taxation authorities. The tax rates and tax laws used to compute the amount are those that are enacted or substantively enacted at the reporting date.

Current income tax relating to items recognized directly in equity is recognized in equity and not in the statement of profit and loss. Management periodically evaluates positions taken in the tax returns with respect to situations in which applicable tax regulations are subject to interpretation and establishes provisions where appropriate.

Deferred tax

Deferred tax is provided using the liability method on temporary differences between the tax bases of assets and liabilities and their carrying amounts for financial reporting purposes at the reporting date.

Deferred tax liabilities are recognized for all taxable temporary differences, except when the deferred tax liability arises from the initial recognition of goodwill or an asset or liability in a transaction that is not a business combination and, at the time of the transaction, affects neither the accounting profit nor taxable profit or loss.



Qmoy

SHREEOSWAL PSYLLIUM EXPORTS INDIA LIMITED, NEEMUCH

Notes to Standalone Financial Statements for the year ended 31st March 2024

Deferred tax assets are recognized to the extent that it is probable that taxable profit will be available against which the deductible temporary differences, and the carry forward of unused tax credits and unused tax losses can be utilized, except when the deferred tax asset relating to the deductible temporary difference arises from the initial recognition of an asset or liability in a transaction that is not a business combination and, at the time of the transaction, affects neither the accounting profit nor taxable profit or loss.

The carrying amount of deferred tax assets is reviewed at each reporting date and reduced to the extent that it is no longer probable that sufficient taxable profit will be available to allow all or part of the deferred tax asset to be utilized. Unrecognized deferred tax assets are re-assessed at each reporting date and are recognized to the extent that it has become probable that future taxable profits will allow the deferred tax asset to be recovered.

Deferred tax assets and liabilities are measured at the tax rates that are expected to apply in the year when the asset is realized or the liability is settled, based on tax rates (and tax laws) that have been enacted or substantively enacted at the reporting date.

Deferred tax relating to items recognized outside profit or loss is recognized outside profit or loss. Deferred tax items are recognized in correlation to the underlying transaction either in OCI or directly in equity.

Deferred tax assets and deferred tax liabilities are offset if a legally enforceable right exists to set off current tax assets against current tax liabilities and the deferred taxes relate to the same taxation authority.

Deferred tax assets include Minimum Alternate Tax (MAT) paid in accordance with the tax laws in India; to the extent it would be available for set off against future current income tax liability. Accordingly, MAT is recognized as deferred tax asset in the balance sheet when the asset can be measured reliably and it is probable that the future economic benefit associated with the asset will be realized.


d. Property, plant and equipment

Property, plant and equipment are stated at historical cost less accumulated depreciation and impairment losses, if any. Cost comprises of purchase price net of trade discounts and rebates, non-refundable duties and taxes, any directly attributable cost of bringing the asset to its working condition for its intended use. Cost also includes borrowing cost directly attributable to acquisition / construction of a qualifying asset up to the date the asset is ready for its intended use. Subsequent expenditure on fixed assets is capitalized only if such expenditure results into an increase in the future benefits from such asset beyond its previously assessed standard of performance.

An item of property, plant and equipment and any significant part initially recognized is derecognized upon disposal or when no future economic benefits are expected from its use or disposal. Any gain or loss arising on derecognition of the asset (calculated as the difference between the net disposal proceeds and the carrying amount of the asset) is included in the income statement when the asset is derecognized.

Capital work-in-progress comprises the cost of property, plant and equipment that are yet not ready for their intended use at the balance sheet date. The depreciable amount of a depreciable fixed asset is allocated on a systematic basis to each accounting period over the useful life of the asset. Management's estimate of useful life, which is duly supported by technical evidence, is as stipulated in Schedule II to the Companies Act, 2013. The useful life is for the whole of the asset, except where cost of a part of the asset is significant to total cost of the asset and useful life of that part is different from the useful life of the remaining asset, useful life of that significant part ("component") is determined separately and the depreciable amount of the said component is depreciated is allocated on a systematic basis to each accounting period during the useful life of the asset.

In arriving at the depreciable amount, residual value in case of certain assets are considered to be more than 5% of the original cost. This estimate of residual value is duly supported by technical advice. Depreciation on



Somraj

SHREEOSWAL PSYLLIUM EXPORTS INDIA LIMITED, NEEMUCH

Notes to Standalone Financial Statements for the year ended 31st March 2024

assets acquired during the year is calculated on a pro-rata basis from the date of addition. Similarly, depreciation on assets sold, discarded, demolished or destroyed during the year is also calculated on a pro rata basis up to the date on which such asset has been sold, discarded, demolished or destroyed. Depreciable assets costing up to Rupees 1,000/- are depreciated fully in the year of acquisition. The residual values, useful lives and methods of depreciation of property, plant and equipment are reviewed at each financial year end and adjusted prospectively, if appropriate.

e. Leases

The Company, as a lessee, recognizes a right-of-use asset and a lease liability for its leasing arrangements, if the contract conveys the right to control the use of an identified asset.

The contract conveys the right to control the use of an identified asset, if it involves the use of an identified asset and the Company has substantially all of the economic benefits from use of the asset and has right to direct the use of the identified asset. The cost of the right-of-use asset shall comprise of the amount of the initial measurement of the lease liability adjusted for any lease payments made at or before the commencement date plus any initial direct costs incurred. The right-of-use assets is subsequently measured at cost less any accumulated depreciation, accumulated impairment losses, if any and adjusted for any re-measurement of the lease liability. The right-of-use asset is depreciated using the straight-line method from the commencement date over the shorter of lease term or useful life of right-of-use asset.

The Company measures the lease liability at the present value of the lease payments that are not paid at the commencement date of the lease. The lease payments are discounted using the interest rate implicit in the lease, if that rate can be readily determined. If that rate cannot be readily determined, the Company uses incremental borrowing rate.

For short-term and low value leases, the Company recognizes the lease payments as an operating expense on a straight-line basis over the lease term.

f. Employee benefits

Short term employee benefits

All employee benefits which fall due wholly within twelve months after the end of the period in which employee renders the related service are classified as short-term employee benefits. Undiscounted value of short term benefits such as salaries, wages, bonus and ex-gratia are recognized in the period in which the employee renders the related service.

Defined Contribution Plans:

The Company's Employee's Provident Fund scheme, Employee's State Insurance Scheme and Employee's Superannuation Scheme are defined contribution plans. The Company's contribution payable under the schemes is recognized as an expense in the statement of profit and loss during the period in which the employee renders the related service.

Defined benefit plan Gratuity

The Company operates a defined benefit gratuity plan, which requires contributions to be made to a separately administered fund. The defined benefit plan surplus or deficit on the balance sheet comprises the total for each of the fair value of plan assets less the present value of the defined liabilities. The cost of providing benefits under the defined benefit plan is determined based on independent actuarial valuation using the projected unit credit method. The gratuity liability is measured at the present value of the estimated future cash flows. The discount rates used for determining the present value of the obligation under defined benefit plan, is based on the market yield on government securities as at the balance sheet date.

Re-measurements comprising of actuarial gains and losses, the effect of the asset ceiling, excluding amounts included in net interest on the net defined benefit liability and the return on plan assets (excluding amounts



Ganjour

SHREEOSWAL PSYLLIUM EXPORTS INDIA LIMITED, NEEMUCH

Notes to Standalone Financial Statements for the year ended 31st March 2024

included in net interest on the net defined benefit liability), are recognized immediately in the balance sheet with a corresponding debit or credit to retained earnings through OCI in the period in which they occur. Re-measurements are not reclassified to profit or loss in subsequent periods.

Past service costs are recognized in profit or loss on the earlier of:
The date of the plan amendment or curtailment, and
The date that the Group recognizes related restructuring cost
Net interest is calculated by applying the discount rate to the net defined benefit liability or asset.

The Company recognizes the following changes in the net defined benefit obligation as an expense in the statement of profit and loss:

Service costs comprising current service costs, past-service costs, gains and losses on curtailments and non-routine settlements; and Net interest expense or income

g. Earnings Per Share

Earnings per share (EPS) is calculated by dividing the net profit for the year attributable to the equity shareholders by weighted average number of equity shares outstanding during the year. For the purpose of calculating diluted earnings per share, the net profit for the period attributable to equity shareholders and weighted average number of shares outstanding during the period is adjusted for the effects of all diluted potential equity shares.

h. Impairment of non-financial assets

The Company assesses, at each reporting date, whether there is an indication that an asset may be impaired. If any indication exists, or when annual impairment testing for an asset is required, the Company estimates the asset's recoverable amount. An asset's recoverable amount is the higher of an asset's or cash-generating units (CGU) fair value less costs of disposal and its value in use. Recoverable amount is determined for an individual asset, unless the asset does not generate cash inflows that are largely independent of those from other assets or groups of assets. When the carrying amount of an asset or CGU exceeds its recoverable amount, the asset is considered impaired and is written down to its recoverable amount.

In assessing value in use, the estimated future cash flows are discounted to their present value using a pre-tax discount rate that reflects current market assessments of the time value of money and the risks specific to the asset. In determining fair value less costs of disposal, recent market transactions are taken into account. If no such transactions can be identified, an appropriate valuation model is used. These calculations are corroborated by valuation multiples or other available fair value indicators. No such asset was impairment during the reporting period.

i. Provisions


Provisions are recognized when the Company has a present obligation (legal or constructive) as a result of a past event, it is probable that an outflow of resources embodying economic benefits will be required to settle the obligation and a reliable estimate can be made of the amount of the obligation. When the Company expects some or all of a provision to be reimbursed, the reimbursement is recognized as a separate asset, but only when the reimbursement is virtually certain. The expense relating to a provision is presented in the statement of profit and loss net of any reimbursement.

j. Revenue recognition

Revenue is measured at the fair value of consideration received or receivable. Amounts disclosed as revenue are inclusive of excise duty and net of returns, trade discount or rebates. The Company recognizes revenue when the amount of revenue can be reliably measured and it is probable that future economic benefits will flow to the Company.

Revenue from Sale of goods

Revenues from sales of goods are recognized upon transfer of control of promised goods to customer, which are generally on dispatch of goods and the customer has accepted the products in accordance with the



Sanjay

SHREEOSWAL PSYLLIUM EXPORTS INDIA LIMITED, NEEMUCH

Notes to Standalone Financial Statements for the year ended 31st March 2024

agreed terms. There is no continuing managerial involvement with the goods and the Company retains no effective control of goods transferred to a degree usually associated with ownership. Revenue from sales of goods is based on the price quoted in the market or price specified in the sales contracts.

k. Other Income

Other Income is comprised primarily of interest income, discounts and lease rent. Interest income is recognized on accrual basis.

l. Investments and other financial assets

Classification

The Company classifies its financial assets in the following measurement categories:

- those to be measured subsequently at fair value (either through other comprehensive income, or through profit or loss), and
- those measured at amortized cost

The classification depends on the entity's business model for managing the financial assets and the contractual terms of the cash flows.

For assets measured at fair value, gains and losses will either be recorded in profit and loss or other comprehensive income. For investments in debt instruments, this will depend on the business model in which the investment is held.

Measurement

All financial assets are recognized initially at fair value. In the case of financial assets not recorded at fair value through profit or loss, transaction costs that are directly attributable to the acquisition of the financial asset are included in the value of financial assets. Transaction costs of financial assets carried at fair value through profit or loss are charged in Statement of Profit and Loss.

Derecognition of financial assets

A financial asset is derecognized only when

- The Company has transferred the rights to receive cash flows from the financial asset or
- Retains the contractual rights to receive the cash flows of the financial asset but assumes a contractual obligation to pay cash flows to one or more recipients.

Where the Company has transferred an asset, the Company evaluates whether it has transferred substantially all risks and rewards of ownership of the financial asset. In such cases, the financial asset is derecognized. Where the Company has not transferred substantially all risks and rewards of ownership of financial asset, the financial asset is not derecognized.


Where the Company has neither transferred a financial asset nor retains substantially all risks and rewards of ownership of the financial asset, the financial asset is derecognized if the Company has not retained control of the financial asset. Where the Company retains control of the financial asset, the asset is continued to be recognized to the extent of continuing involvement in the financial asset.

m. Borrowings

After initial recognition, interest bearing loans and borrowings are subsequently measured at amortized cost using the effective interest rate method. Gains and losses are recognized in profit or loss when the liabilities are derecognized as well as the effective interest rate amortization process.

Amortized cost is calculated by taking into account any discount or premium on acquisition and fees or costs that are an integral part of the effective interest rate. The effective interest rate amortization is included as finance cost in the statement of profit and loss.

n. Cash and Cash Equivalents



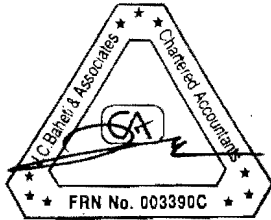
Ganpat

SHREOSWAL PSYLLIUM EXPORTS INDIA LIMITED, NEEMUCH

Notes to Standalone Financial Statements for the year ended 31st March 2024

Cash and cash equivalents comprise of cash on hand, cash at banks, short-term deposits and short-term highly liquid investments that are readily convertible to known amounts of cash and which are subject to an insignificant risk of changes in value

Ganjar



SHREEOSWAL PSYLLIUM EXPORTS INDIA LIMITED

Notes To The Financial Statement for the year ended on
31 March 2024

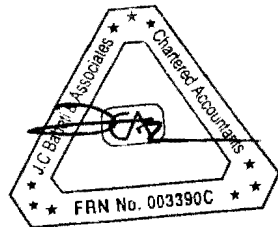
Note - 02

Amount in Rs. Lakhs

Property, plant and equipment	Gross Block				Accumulated Depreciation			Net Block		
	Balance as at April 1 2023	Additions During the year	Sales/ Deduction	Balance as at 31st March 2024	Balance as at April 1 2023	Depreciation for the period	Deduction during the year	Balance as at 31st March 2024	Balance as at 1 April 2023	Balance as at 31st March 2024
Tangible Assets										
Land	8.62	-	-	8.62	-	-	-	-	8.62	8.62
Buildings	51.02	0.97	-	51.99	15.36	3.47	-	18.83	35.66	33.16
Car (Hyundai 1.6 creta)	15.81	-	-	15.81	10.75	1.31	-	12.06	5.06	3.75
Weight brize	2.32	-	-	2.32	1.82	0.13	-	1.95	0.50	0.37
Computer	3.82	1.31	-	5.13	2.71	1.40	-	4.11	1.11	1.03
Furniture and Fixtures	2.19	2.31	-	4.50	1.71	0.46	-	2.17	0.48	2.34
Kanta (Weight machine)	0.15	-	-	0.15	0.11	0.01	-	0.12	0.04	0.03
DG 10 Set KVA	0.67	-	-	0.67	0.38	0.05	-	0.43	0.29	0.24
P&M	56.41	5.01	-	61.42	25.18	6.37	-	31.55	31.24	29.87
Mobile phone	0.92	0.28	-	1.20	0.40	0.10	-	0.50	0.52	0.70
Printing & office stationary	0.14	-	-	0.14	0.12	0.01	-	0.13	0.02	0.01
Navin Krishi Upaj Mandi Plot	6.12	0.01	-	6.11	-	-	-	-	6.12	6.11
Two Wheeler	0.08	-	-	0.08	0.07	0.01	-	0.08	0.02	0.00
Destoner	-	10.74	-	10.74	-	0.13	-	0.13	-	10.61
AC	-	0.34	-	0.34	-	0.04	-	0.04	-	0.30
CCL PBX 16 CANAL	-	0.14	-	0.14	-	0.01	-	0.01	-	0.13
Digital Moisture Meter	-	0.16	-	0.16	-	0.01	-	0.01	-	0.15
Vasundra Vihar NBH Plot no 484	-	166.48	-	166.48	-	-	-	-	-	166.48
Right of Use Asset	66.59	-	-	66.59	1.67	3.34	-	5.01	64.92	61.58
Total	214.86	187.73	-	402.59	60.28	16.85	-	77.13	154.60	325.48
Capital Work-In-Progress										
At Barukheda	75.72	8.83	-	84.55	-	-	-	-	75.72	84.55

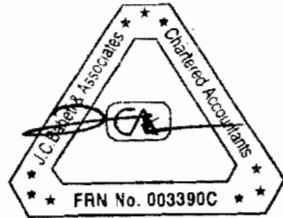
Note : Right of Use of Assets

The company has made a lease arrangement for land located in Barukheda, Neemuch (M.P.) from its holding company Shreeoswal Seeds & Chemicals Ltd. On monthly fixed lease payment of Rs. 60000/- (sixty thousands). Lease inception date is 01/10/2022. The right of use of Asset and lease liability were computed using incremental borrowing rate of company i.e. @9% p.a.



Ranjay

Property, plant and equipment	Gross Block			Accumulated Depreciation			Net Block			
	Balance as at April 1 2022	Additions During the year	Sales/ Deduction	Balance as at 31st March 2023	Balance as at April 1 2022	Depreciation for the period	Deduction during the year	Balance as at 31st March 2023	Balance as at 1 April 2022	Balance as at 31st March 2023
Tangible Assets										
Land	8.62	-	-	8.62	-	-	-	-	-	8.62
Buildings	37.88	13.14	-	51.02	12.68	2.69	-	15.36	-	35.66
Car(Hyundai 1.6 creta)	15.81	-	-	15.81	8.98	1.77	-	10.75	-	5.06
Weight brize	2.32	-	-	2.32	1.64	0.18	-	1.82	-	0.50
Computer	2.83	0.99	-	3.82	2.31	0.40	-	2.71	-	1.11
Furniture and Fixtures	2.19	-	-	2.19	1.54	0.17	-	1.71	-	0.48
Kanta (Weight machine)	0.15	-	-	0.15	0.10	0.01	-	0.11	-	0.04
DG 10 Set KVA	0.67	-	-	0.67	0.32	0.06	-	0.38	-	0.29
P&M	42.87	13.54	-	56.41	19.52	5.66	-	25.18	-	31.24
Mobile phone	0.92	-	-	0.92	0.29	0.11	-	0.40	-	0.52
Printing & office stationary	0.14	-	-	0.14	0.11	0.01	-	0.12	-	0.02
Navin Krishi Upaj Mandi Plot	6.12	-	-	6.12	-	-	-	-	-	6.12
Two Wheeler	0.08	-	-	0.08	0.06	0.01	-	0.07	-	0.02
Right of Use of Asset	-	66.59	-	66.59	-	1.67	-	1.67	-	64.92
Total	120.60	94.26	-	214.86	47.55	12.74	-	60.28	-	154.60
Capital Work-In-Progress										
At Barukheda	-	75.72	-	75.72	-	-	-	-	-	75.72



Sonjay

Notes on Financial Statement for the year ended 31st March, 2024

Amount in Rs. Lakhs

Note	Particulars	31 March 2024	31 March 2023
3	Other Financial Assets (Non-Current)		
	(a) Security Deposits	0.31	0.31
	Total Other Financial Assets (Non-Current)	0.31	0.31

Amount in Rs. Lakhs

Note	Particulars	31 March 2024	31 March 2023
4A	Current Tax		
	Current Tax Expense		52.40
	Current tax relates to prior period	3.66	-
	Deferred Tax Benefit Including MAT Credit	(212.23)	(3.41)
	Other (Net)	-	-
	Total Income Tax expense recognised in Current Year	(208.57)	48.99
	Profit Before Income Tax	(823.37)	176.04
	Indian Statutory Income Tax Rate	0.26	0.28
	Expected Income Tax Expense	-	48.97
	Tax Effects of adjustments to reconcile expected income tax expense to reported tax expense:		
	Tax adjustment for prior period current tax	3.66	-
	Tax Effect of non deductible expenses	2.74	-
	Tax Impact of Lease accounting	-	(0.47)
	Tax adjustment due to Depreciation	-	0.49
	Deferred tax and Others (net)*	(214.97)	-
	Total Income Tax Expense	(208.57)	48.99

Amount in Rs. Lakhs

31 March 2024				
DTA/DTL	Particular	Opening Balance	Debit/(credit) in P&L During the year	Closing balance
DTL	Property Plant & Equipment	1.64	(0.01)	1.63
DTA	Gratuity	3.19	0.39	3.58
DTA	ROU subsidiary	0.29	0.51	0.80
DTA	Carry forward business loss	-	211.34	211.34
DTA (Net)	Totals	5.12	212.23	217.35

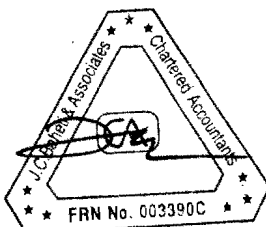
31 March 2023				
DTA/DTL	Particular	Opening Balance	Debit/(credit) in P&L During the year	Closing balance
DTL	Property Plant And Equipments	1.72	0.07	1.64
DTA	Exces of Lease Liability over Right to use	-	(0.29)	0.29
DTA	Provision for gratuity	-	(3.19)	3.19
DTA (Net)	Totals	1.72	(3.41)	5.12

Amount in Rs. Lakhs

Note	Particulars	31 March 2024	31 March 2023
5	Other Non-Current Assets		
	(a) Capital Advances		
	Vasundra vihar plot	-	21.00
	PRADHAMANTRI AWAS YOJNA MIG-2 FLAIT NO.201	6.06	-
	PRADHAMANTRI AWAS YOJNA MIG-3 FLAIT NO. 104	8.33	-
	Flat No. 101 PMAY Industrial area	35.11	35.11
	Total Other Non-Current Assets	49.50	56.11

Amount in Rs. Lakhs

Note	Particulars	31 March 2024	31 March 2023
6	Inventories		
	(a) Raw Materials	416.31	1,852.50
	(b) Finished Goods	5,962.69	3,749.87
	Total Inventories	6,379.00	5,602.37



Sanjay

Amount in Rs. Lakhs			
Note	Particulars	31 March 2024	31 March 2023
7	Trade receivables		
	(a) Trade Receivables considered good - Unsecured	897.02	534.13
	Total Trade receivables	897.02	534.13

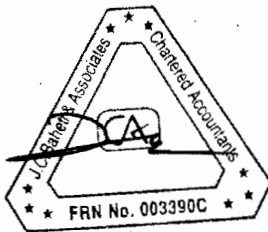
Amount in Rs. Lakhs			
Note	Particulars	31 March 2024	31 March 2023
8	Cash and cash equivalents		
	(a) Cash in hand		
	Cash in hand	15.91	10.84
	(b) Balances with banks		
	(i) In current accounts		
	HDFC Bank (53000)	-	101.23
	HDFC Bank 221138	102.00	-
	HDFC Bank - 53000	0.49	-
	Total Cash and cash equivalents	118.40	112.07

(a) Earmarked balances with banks	-	-
(b) Balances with banks to the extent held as margin money or security against the borrowings, guarantees, other commitments	-	-
(c) Repatriation restrictions, if any, in respect of cash and bank balances	-	-

Amount in Rs. Lakhs			
Note	Particulars	31 March 2024	31 March 2023
9	Loans(Current)		
	(a) Loans to Employees		
	(a) Loans Receivables considered good - Unsecured	0.44	-
	Total Loans(Current)	0.44	-

Amount in Rs. Lakhs			
Note	Particulars	31 March 2024	31 March 2023
10	Tax Assets (net) (Current)		
	Provision of Income Tax	-	(52.40)
	Advance Tax Paid	33.00	41.70
	TDS Deducted	11.71	15.63
	Total Tax Assets (net) (Current)	44.71	4.93

Amount in Rs. Lakhs			
Note	Particulars	31 March 2024	31 March 2023
11	Other Current Assets		
	Advance to Suppliers	407.53	242.34
	Pradmantri Yojna	4.05	2.00
	Prepaid Insurance	0.74	0.93
	Prepaid mandi rent	0.17	-
	GST ITC Balance (nbh)	6.97	23.27
	GST ITC Balance (nmh)	106.27	40.92
	Income tax refundable FY 19-20	-	3.70
	Prepaid Expenses & Fees	0.25	0.61
	Capital Advance	33.48	34.00
	Krishi Upaj Advance	0.57	-
	Gst Recivables	13.93	-
	Total Other Current Assets	573.96	347.77



Ranjoy

Amount in Rs. Lakhs

Note	Particulars	31 March 2024		31 March 2023		
12	Equity Share capital					
	(a) Authorised					
	Number of Equity shares of Rs. 10/- each	20000000	2,000.00	400.00		
	(b) Issued and Subscribed 20000000 equity share @ Rs. 10/- each		2,000.00	350.00		
	(c) Paid Up		1,400.00	350.00		
	Number of Equity shares of Rs. /- each	14000000 10				
<p>The Company has only one class of shares referred to as equity shares having a par value of Rs.10 per share. Each shareholder is eligible for one vote per share held and carry a right to dividend. In the event of liquidation the equity shareholders are eligible to receive the remaining assets of the Company after distribution of all preferential amounts in proportion to their shareholding.</p>						
12A	Reconciliation of the number of Shares Outstanding					
	Equity Shares	31 March 2024		31 March 2023		
		Nos.	Rs. In	Nos.	Rs. In	
	At the beginning of the year	3500000	350.00	3500000	350.00	
	Right issue of Equity shares	10500000	1050.00	0.00	0.00	
	Outstanding at the end of the year	14000000	1400.00	3500000	350.00	
12B	The details of shareholders holding more than 5 % shares :-					
	Name of Shareholder	31 March 2024		31 March 2023		
		No. of shares	% Held	No. of shares	% Held	
	Shree Oswal Seeds and Chemicals Ltd	14000000	100%	3500000	100%	
	The details of members holding 10 equity shares each as a nominee on behalf of Shree Oswal Seeds and Chemical Ltd.					
	Anil Kumar Nahata					
	Sanjay Kumar Baigani					
	Kirandevi Baigani					
	Padma Nahata					
	Kamlesh Nahata					
	Anil kumar Baigani					
12C	Shares held by promoters at the end of the year					
	Name of Promoter	% Change	31 March 2024		31 March 2023	
			No. of shares	% Held	No. of shares	% Held
	Shree Oswal Seeds and Chemicals Ltd	0	14000000	100%	3500000	100%
	Totals		14000000	100%	3500000	100%
During the year company had issued 10500000 equity shares to holding company on right issue basis. Therefore, only no. of shares has been changed however there was no change in % of share holding.						

13 Other equity (Ref: Statement of Changes in Equity)**Share Application money Pending Allotment**

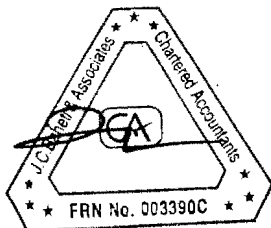
Share application money pending allotment is an amount received on share application against which no allotment has been made yet.

Securities Premium

Securities premium is used to record the premium on issue of shares. The reserve can be utilised only for limited purposes such as issuance of bonus shares in accordance with the provisions of the Companies Act, 2013.

Retained Earnings

Retained earnings are the profits that the Company has earned till date, less any transfers to general reserve, dividends or other distributions paid to shareholders.



Sanjay

Amount in Rs. Lakhs

Note	Particulars	31 March 2024	31 March 2023
14	Borrowings (Non-Current)		
	(a) Secured Loans		
	(a) From Banks		
	HDFC BANK TERM LOAN 1518	-	22.07
	HDFC TERM LOAN 1727	-	54.38
	HDFC loan ECLGS 8544	-	50.11
	Aggregate of (a) Secured Loans	-	126.56
	(b) Unsecured		
	(a) From Related Parties		
	M/S Shreeoswal Seeds & Chemicals Ltd (electric)	-	47.89
	M/S Shreeoswal Seeds & Chemicals Ltd (loan)	1,393.85	3,289.69
	Aggregate of (b) Unsecured	1,393.85	3,337.58
	Secured by Assets & Personal Guarantees of directors.		
	Total Borrowings (Non-Current)	1,393.85	3,464.14

Note: Effective Interest Rate and Maturity details of above mentioned borrowings -

	As on 31 March 2024	Maturity Year	Interest Rate
i. From Related Parties			
M/S Shreeoswal Seeds & Chemicals Ltd (loan)	1,393.85	2025-26	9.00%
Total	1,393.85		

Amount in Rs. Lakhs

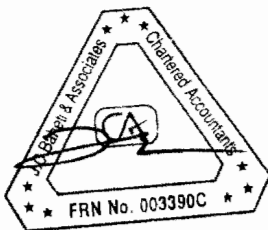
Note	Particulars	31 March 2024	31 March 2023
15	Lease Liabilities		
	Land Leased at Barukheda from Shreeoswal seeds and chemicals limited	63.22	64.66
	Total Lease Liabilities	63.22	64.66

Amount in Rs. Lakhs

Note	Particulars	31 March 2024	31 March 2023
16	Provisions (Non-current)		
	(a) Provision for employee benefits Gratuity (Non-funded)	13.14	10.93
	Total Provisions (Non-current)	13.14	10.93

Amount in Rs. Lakhs

Note	Particulars	31 March 2024	31 March 2023
17	Other Non-Current Liabilities		
	(a) Krishi Crop Exporter and Importer Mumbai	15.00	15.00
	Total Other Non-Current Liabilities	15.00	15.00



Ranjay

Amount in Rs. Lakhs			
Note	Particulars	31 March 2024	31 March 2023
18	Borrowings (Current)		
	(a) Secured Borrowings		
	(1) Loans Repayable on Demand		
	(i) From Banks		
	AXIS BANK WHR Loan 1163	1,529.32	536.68
	HDFC BANK WHR Loan	1,451.61	678.68
	H.D.F.C Bank (5900)	656.74	-
	HDFC BANK CC LIMIT 1442	1,333.04	867.76
	(ii) Current maturities of Long term Borrowings		
	HDFC BANK TERM LOAN 1518	22.06	77.28
	HDFC loan ECLGS 8544	50.11	53.03
	HDFC TERM LOAN 1727	-	6.73
	Secured by Hypothecation charge on stock and book debts and term loans are secured by assets and personal guarantees of directors		
	Total Borrowings (Current)	5,042.88	2,220.16

Note: Effective Interest Rate and Maturity details of above mentioned borrowings -

I. From Banks	As on 31-03-2024	Maturity Year	Interest Rate
	HDFC BANK TERM LOAN 1518	22.06	2024-25
HDFC loan ECLGS 8544	50.11	2024-25	8.25%
Total	72.17		

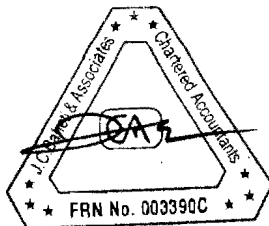
Amount in Rs. Lakhs			
Note	Particulars	31 March 2024	31 March 2023
19	Lease Liabilities		
	Land Leased at Barukheda from Shreeoswal seeds and chemicals limited	1.44	1.32
	Total Lease Liabilities	1.44	1.32

Amount in Rs. Lakhs			
Note	Particulars	31 March 2024	31 March 2023
20	Trade Payables		
	(a) MSME		
	(b) Other Than MSME	274.42	260.00
	Total Trade Payables	274.42	260.00

Amount in Rs. Lakhs			
Note	Particulars	31 March 2024	31 March 2023
21	Other Current Liabilities		
	(a) TDS Payable	9.61	13.40
	(b) GST Payable	-	1.08
	(c) Salary and Wages Payable	4.90	0.66
	(d) Staff salary	-	3.51
	(e) Bank Int Provision	3.91	7.10
	(f) ESI & PF Payable	0.05	0.05
	(g) Other Advance Received from Customers	0.25	-
	Total Other Current Liabilities	18.72	25.80

Amount in Rs. Lakhs			
Note	Particulars	31 March 2024	31 March 2023
22	(a) Provision		
	(i) Gratuity (Non funded)	0.64	0.53
	Total (a) Provision	0.64	0.53

Amount in Rs. Lakhs			
Note	Particulars	31 March 2024	31 March 2023
23	Revenue From Operations		
	Revenue from Sales of Manufactured Finished Goods	16,842.57	15,791.49
	Total Revenue From Operations	16,842.57	15,791.49



Samay

Amount in Rs. Lakhs

Note	Particulars	31 March 2024	31 March 2023
24	Other income		
	(a) Forex Difference Income	0.10	-
	(b) Discount Income	1.49	0.57
	(c) Lease rent/ Rent	3.60	3.60
	(d) Reversal of Provisions	-	0.37
	(e) Interest Received(Other than Bank)	5.80	-
	(f) Other Misc. Receipts	0.01	-
	(g) Income from warehouse rent	2.06	-
	Total Other income	13.06	4.54

Amount in Rs. Lakhs

Note	Particulars	31 March 2024	31 March 2023
25	Cost of materials consumed		
	(a) Purchases	17,238.26	15,500.16
	(b) Freight Exps.	201.29	182.38
	(c) Hammall Exps.	22.26	18.12
	(d) Power & Electricity Charges	7.87	9.91
	(e) Rates, Taxes and Levies Expenses	26.84	6.92
	(f) Cash & trade discount	8.00	20.99
	(g) Ware Housing and Storage Charges	72.05	32.08
	(h) Sortax Grading Charges	9.33	20.31
	(i) Wages & Grading Charges	20.98	29.25
	(j) Krishi upmandi tax	50.50	75.11
	(k) fumigation charges	2.34	-
	(l) Hauling Charges	0.02	-
	(m) Detention Charge	0.14	-
	(n) Ground Rent Charge	0.46	-
		17,660.34	15,895.23
	Opening Stock	1,852.51	1,518.45
	Less:- Closing Stock	416.31	1,852.50
	Total Cost of materials consumed	19,096.54	15,561.18

Amount in Rs. Lakhs

Note	Particulars	31 March 2024	31 March 2023
26	Changes in inventories of Finished goods		
	Opening Inventory	3,749.86	3,103.66
	Less:- Closing Inventory	(5,962.69)	(3,748.87)
	Total Changes in inventories of Finished goods	(2,212.83)	(646.21)

Amount in Rs. Lakhs

Note	Particulars	31 March 2024	31 March 2023
27	Employee benefits expense		
	(a) Salary to Employee	25.49	14.57
	(b) ESI and PF	0.13	0.17
	(c) Remuneration to Directors	36.00	45.00
	(d) Administrative charges	0.06	0.06
	(e) Director sitting fees	-	3.00
	(f) Gratuity	3.94	11.46
	(g) Staff Welfare	0.19	-
	Total Employee benefits expense	65.81	74.26

Amount in Rs. Lakhs

Note	Particulars	31 March 2024	31 March 2023
28	Finance costs		
	(a) Bank Charges	1.01	1.81
	(b) Bank Finance Processing Fees	21.28	-
	(c) Bank interest charges	419.93	182.42
	(d) Bank interest (TL)	5.03	27.39
	(e) Finance interest charges	-	7.13
	(f) Interest charged by party	-	3.19
	(g) Interest charged to party	192.18	328.33
	(h) Finance Cost on Lease	5.88	2.98
	Total Finance costs	645.31	553.25



Bhandari

Amount In Rs. Lakhs

Note	Particulars	31 March 2024	31 March 2023
29	Other Expenses		
	(a) Audit fees	2.29	1.25
	(b) Fee & Subscription	3.27	1.19
	(c) Legal & Professional charge	17.90	6.95
	(d) Insurance charges	4.01	3.58
	(e) office expenses	2.76	3.63
	(f) Communication and postage expenses	0.90	0.84
	(g) Printing & stationary	0.80	0.99
	(h) Professional Tax	0.03	0.03
	(i) Repair & maintenance	7.64	24.59
	(j) Vehicle running	1.29	0.53
	(k) Donation	0.51	-
	(l) Selling & distribution Scheme	20.30	14.64
	(m) Mandi Rent	0.14	-
	(n) Bad debts	5.30	6.18
	(o) Prior period exp	-	0.25
	(p) License renewal fee	-	0.12
	(q) Freight Difference	0.18	-
	Total Other Expenses	67.32	64.77

Note	Particulars	31 March 2024	31 March 2023
30	Earning Per Share		
	(A) Accounting policy		
	Basic earnings per share has been computed by dividing net income by the weighted average number of shares outstanding during the year. Partly paid up shares are included as fully paid equivalents according to the fraction paid up. Diluted earnings per share has been computed using the weighted average number of shares and dilutive potential shares, except where the result would be antidilutive.		
	(B) EPS- Continuing Operation		
	(a) Profit/Loss for equity shareholders	(614.38)	127.05
	(b) The weighted average number of Ordinary shares for Basic EPS	110.08	35.00
	Basic Earnings Per Share	(5.58)	3.63
	Diluted Earnings Per Share	(5.58)	3.63
	(C) EPS- Discontinued Operation		
	(a) Profit/Loss for equity shareholders	-	-
	(b) The weighted average number of Ordinary shares for Basic EPS	11,008,219.18	3,500,000.00
	Basic Earnings Per Share	-	-
	Diluted Earnings Per Share	-	-
	Particular	Date	Movement in Number of shares
	Opening Number of Equity Share	4/1/2023	3,500,000.00
	Add: No of Shares Issued by Bonus or Split	4/1/2023	-
	Add: Right issue of equity shares	7/14/2023	10,500,000.00
	Less: No Of share Bought back , Reverse Stock Split,	12/31/2023	-
	Closing No. of equity shares	3/31/2024	14,000,000.00
	Weighted Number of Equity Shares		11,008,219.18
	Particular	Date	Movement in Number of shares
	Opening Number of Equity Share	4/1/2022	3,500,000.00
	Add: No of Shares Issued by Bonus or Split In year 22-23	4/1/2022	-
	Add: New Issue of shares	9/30/2022	92.00
	Less: No Of share Bought back , Reverse Stock Split,	12/31/2022	90.00
	Closing No. of equity shares	3/31/2023	3,500,000.00
	Weighted Number of Equity Shares		3,500,000.00
	Particular	Date	Days for which shares stands outstanding
	Opening Number of Equity Share	4/1/2023	NA
	Add: No of Shares Issued by Bonus or Split	4/1/2023	104.00
	Add: Right issue of equity shares	7/14/2023	170.00
	Less: No Of share Bought back , Reverse Stock Split,	12/31/2023	91.00
	Closing No. of equity shares	3/31/2024	14,000,000.00
	Weighted Number of Equity Shares		11,008,219.18
	Particular	Date	Days for which shares stands outstanding
	Opening Number of Equity Share	4/1/2022	NA
	Add: No of Shares Issued by Bonus or Split In year 22-23	4/1/2022	182.00
	Add: New Issue of shares	9/30/2022	92.00
	Less: No Of share Bought back , Reverse Stock Split,	12/31/2022	90.00
	Closing No. of equity shares	3/31/2023	3,500,000.00
	Weighted Number of Equity Shares		3,500,000.00



Sanjay

31 Related Party Disclosures	
1 Relationship	(c) Relatives of key management personnel and their Enterprises where transaction have taken place:
(a) Holding/ subsidiary Companies Shreeoswal Seeds & Chemicals Ltd.	Shubham Trading Co.
(b) Key Management personnel: Kirandevi Begani (Whole Time Director) Padma Nahta (Whole Time Director) Anil Kumar Nahata (Director) Sanjay Kumar Begani (Director) Mr. Dilip Patidar (Company Secretary) Acharya Jain (Chief Financial Officer)	

Note: Related party relationship is as Identified by the Company and relied upon by the Auditors.

2 Transactions carried out with Related Party referred to 1 above in ordinary course of business:			
Nature of Transaction	Referred in 1 (a) above	Referred in 1 (b) above	Amount in Rs. Lakhs
			Referred in 1 (c) above
(A) Transactions			
Sale of Goods	-	-	226.86
Finance taken	2,910.39	358.00	-
Finance taken, paid back	5,038.43	358.00	-
Interest expense	192.18	-	-
Payment of Lease Liability and Finance charges	7.20	-	-
Rent Received	3.60	-	-
Salary & Remuneration	-	38.70	-
Electricity Charges Apportionment	7.87	-	-
Investments from holding (Equity)	1,650.00	-	-
(B) Balances			
Amounts payable in respect of loans and interest thereon	1,393.85	-	-
Trade and other payables	-	2.73	-

Related Party Transactions

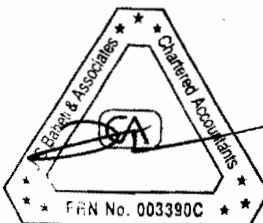
S.No.	Transactions	2023-24	2022-23
	Sale of Goods		
1	Shubham Trading Co.	226.86	131.19
	Total Sale of Goods	226.86	131.19

S.No.	Transactions	2023-24	2022-23
	Finance taken		
1	Shreeoswal Seeds & Chemicals Ltd.	2,910.39	4,729.44
2	Anil Kumar Nahata (Director)	164.00	-
3	Sanjay Kumar Begani (Director)	194.00	-
	Total Finance taken	3,268.39	4,729.44

S.No.	Transactions	2023-24	2022-23
	Finance taken, paid back		
1	Shreeoswal Seeds & Chemicals Ltd.	5,038.43	5,238.23
2	Anil Kumar Nahata (Director)	164.00	-
3	Sanjay Kumar Begani (Director)	194.00	-
	Total Finance taken, paid back	5,396.43	5,238.23

S.No.	Transactions	2023-24	2022-23
	Interest expense		
1	Shreeoswal seeds and chemicals Ltd.	192.18	328.33
	Electricity Charges Apportionment		
1	Shreeoswal seeds and chemicals Ltd.	7.87	7.30
	Total Interest expense	200.05	335.63

S.No.	Transactions	2023-24	2022-23
	Investments from holding (Equity)		
1	Shreeoswal seeds and chemicals Ltd.	1,650.00	-
	Total Investments from holding (Equity)	1,650.00	-



Handwritten signature/initials

S.No.	Transactions	2023-24	2022-23
	Payment of Lease Liability and Finance charges		
1	Shreoswal seeds and chemicals Ltd.	7.20	3.60
	Total Payment of Lease Liability and Finance charges	7.20	3.60

S.No.	Transactions	2023-24	2022-23
	Rent Received		
1	Shreoswal seeds and chemicals Ltd.	3.60	3.60
	Total Rent Received	3.60	3.60

S.No.	Transactions	2023-24	2022-23
	Salary & Remuneration		
1	Kirandevi Begani	18.00	22.50
2	Padma Nahata	18.00	22.50
3	Mr. Dilip Patidar	0.90	-
4	Acharya Jain	1.80	-
	Director's Sitting Fees		
1	Anil Kumar Nahta	-	1.50
2	Sanjay Kumar Begani	-	1.50
	Total Salary & Remuneration	38.70	48.00

S.No.	Balances	2023-24	2022-23
	Amounts payable in respect of loans and interest thereon		
1	Shreoswal seeds and chemicals Ltd.	1,393.85	3,337.57
	Total Amounts payable in respect of loans and interest thereon	1,393.85	3,337.57

S.No.	Balances	2023-24	2022-23
	Trade and other payables		
1	Kirandevi Begani	1.16	1.16
2	Padma Nahata	1.16	1.16
3	Mr. Dilip Patidar	0.15	-
4	Acharya Jain	0.26	-
	Total Trade and other payables	2.73	2.32

30a DETAILS REGARDING PAYMENTS MADE TO KEY MANAGERIAL PERSONNEL			
S.No	Transactions	2023-24	2022-23
1	Remuneration		
	Salary	38.70	45.00
2	Sitting fees	-	3.00
	Total Remuneration	38.70	48.00

30b BREAKUP OF PAYMENTS MADE TO KEY MANAGERIAL PERSONNEL			
S.No	Transactions	2023-24	2022-23
1	Remuneration		
a	Kirandevi Begani	18.00	22.50
b	Padma Nahata	18.00	22.50
c	Mr. Dilip Patidar	0.90	-
d	Acharya Jain	1.80	-
	Total Remuneration	38.70	45.00
2	Sitting Fees		
a	Anil Kumar Nahta	0.00	1.50
b	Sanjay Kumar Begani	0.00	1.50
	Total Sitting Fees	0.00	3.00

Amount in Rs. Lakhs			
Note	Particulars	31 March 2024	31 March 2023
32	Payment to Statutory Auditors		
(i)	As Auditors	2.29	1.25
	Total	2.29	1.25

33 Disclosure Under Micro, Small & Medium Scale Enterprise Development Act, 2006			
The company has no outstanding balance as on 31.03.2024, Hence provision of Micro, Small & Medium Enterprises Act,2006 is not applicable			

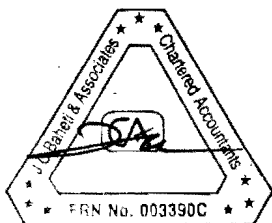


Samay

34 CSR (Corporate Social Responsibility) :- Corporate Social responsibility : The compliance of CSR contribution is not applicable.

35 Employee Benefits			
The Company have been communicated that Plan liabilities are unfunded. Therefore, the benefit payments are made by the Sponsor on pay-as-you-go basis.			
Amount in Rs. Lakhs			
1	Expenses recognised in Income Statement		
	Particulars	2023-24	2022-23
	Current Service Cost.	3.14	11.46
	Interest on Obligation	0.81	-
	Actuarial Losses / (Gains)	-	-
	Expected return on plan assets	-	-
	Past service cost	-	-
	Losses (gains) on curtailments and settlement	-	-
	Expense recognised in P & L	3.94	11.46
2	Amount to be recognised in Balance Sheet		
	Particulars	2023-24	2022-23
	Present value of funded obligation	13.78	11.46
	Less: Fair value of plan assets	-	-
	Present value of unfunded obligations	-	-
	Funded Status - (Surplus)/Deficit	13.78	11.46
	Unrecognised past service cost	-	-
	Unrecognised asset due to limit in Para 64(b)	-	-
	Liability/(Asset) recognised in the Balance Sheet	13.78	11.46
3	Table showing change in benefit obligation		
	Particulars	2023-24	2022-23
	Opening Defined Benefit obligation	11.46	-
	Service cost for the year	3.14	11.46
	Interest cost for the year	0.81	-
	Actuarial Losses / (Gains)	(1.62)	-
	Benefits paid	-	-
	Past Service Cost	-	-
	Closing defined benefit obligation	13.78	11.46
4	Table showing fair value of plan assets		
	Particulars	2023-24	2022-23
	Fair value of plan assets at beginning of year	-	-
	Actual return on plan assets	-	-
	Contributions	-	-
	Benefits Paid	-	-
	Actuarial Gains/(Losses)	-	-
	Fair value of plan assets at the end of year	-	-

Sanjay



5 Table Showing Amount to be Recognised in OCI

Amount in Rs. Lakhs

Particulars	2023-24	2022-23
Amount recognised in OCI, Beginning of Period	-	-
Remeasurements due to:		
Effect of Change in Financial Assumptions	0.29	-
Effect of Change in Demographic Assumptions	-	-
Effect of experience adjustments	(1.91)	-
Actuarial (Gains)/Losses	(1.62)	-
Return on Plan Assets (excluding interest)	-	-
Total measurements recognised in OCI	(1.62)	-
Amount recognised in OCI, End of Period	(1.62)	-

6 History of DBO, Asset values, Surplus/Deficit & Experience Gains & Losses

Amount in Rs. Lakhs

Particulars	2023-24	2022-23
DBO	13.78	11.46
Plan Assets	-	-
(Surplus)/Deficit	13.78	11.46
Exp Adj- Plan Assets Gain/ (Loss)	-	-
Assumptions (Gain)/ Loss	0.29	-
Exp Adj- Plan Liabilities Gain/ (Loss)	(1.91)	-
Total Actuarial (Gain)/ Loss	(1.62)	-

7 Category of Assets

Amount in Rs. Lakhs

Particulars	2023-24	2022-23
Govt. of India Securities (Central and State)	0%	0%
High Quality Corporate Bonds (Incl. PSU Bonds)	0%	0%
Equity shares of Listed Companies	0%	0%
Real Estate/ Property	0%	0%
Cash (including Special Deposits)	0%	0%
Other (including assets under Schemes of Ins.)	0%	0%
Total	0%	0%

8 Sensitivity Analysis

Amount in Rs. Lakhs

Particulars	Decrease	Increase
Discount Rate	14.38	13.21
Impact of increase/decrease in 50 bps on DBO	4.40%	(0.04)
Salary Growth Rate	13.54	14.03
Impact of increase/decrease in 50 bps on DBO	-1.76%	0.02

9 Actuarial Assumption

Particulars	2023-24	2022-23
Valuation Method	Projected unit Credit Method	Projected unit Credit Method
Discount Rate	6.95%	7.20%
Annual increase in salary costs	10.00%	10.00%
Mortality Rate	Indian Assured Lives Mortality (2012-14)	Indian Assured Lives Mortality (2012-14)
Withdrawal rate	4.00%	4.00%
Retirement Age	60 Years	60 Years

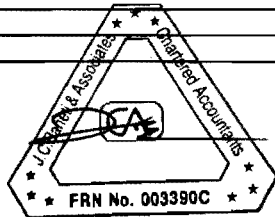


Sanjay

SHREOSWAL PSYLLIUM EXPORTS INDIA LIMITED

Notes To The Financial Statement for the year ended on
31 March 2024

Note : 36		Additional Regulatory Information				
S.No.	Particulars	Response				
(i)	Title deeds of Immovable Properties not held in name of the Company The company shall provide the details of all the Immovable properties (other than properties where the Company is the lessee and the lease agreements are duly executed in favour of the lessee) whose title deeds are not held in the name of the company in following format and where such immovable property is jointly held with others, details are required to be given to the extent of the company's share.	NA				
(ii)	The Company shall disclose as to whether the fair value of investment property (as measured for disclosure purposes in the financial statements) is based on the valuation by a registered valuer as defined under rule 2 of Companies (Registered Valuers and Valuation) Rules, 2017.	NA				
(iii)	Where the Company has revalued its Property, Plant and Equipment (including Right-of-Use Assets), the company shall disclose as to whether the revaluation is based on the valuation by a registered valuer as defined under rule 2 of Companies (Registered Valuers and Valuation) Rules, 2017.	NA				
(iv)	Where the company has revalued its intangible assets, the company shall disclose as to whether the revaluation is based on the valuation by a registered valuer as defined under rule 2 of Companies (Registered Valuers and Valuation) Rules, 2017.	NA				
(v)	The following disclosures shall be made where Loans or Advances in the nature of loans are granted to promoters, directors, KMPs and the related parties (as defined under Companies Act, 2013), either severally or jointly with any other person, that are:	NA				
(vii)	Capital-work-in progress (CWIP)	NA				
(a)	Ageing Schedule CWIP Ageing Schedule					
		Amount in CWIP for a period of				
	CWIP	Less Than 1 year	1-2 years	2-3 years	More than 3 years	Total
	Projects in progress	8.83	75.72	-	-	84.55
	Projects temporarily suspended	-	-	-	-	-
(b)	For capital-work-in progress, whose completion is overdue or has exceeded its cost compared to its original plan, following CWIP completion schedule shall be given					
		Amount in CWIP for a period of				
	CWIP	Less Than 1 year	1-2 years	2-3 years	More than 3 years	Total
	Projects 1					
(viii)	Intangible assets under development	NA				
(ix)	Details of Benami Property held	NA				



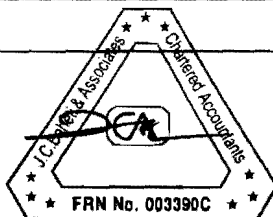
Sanjay

(x)	where the Company has borrowings from banks or financial institutions on the basis of security of current assets, it shall disclose the following	NA
(a)	whether quarterly returns or statements of current assets filed by the Company with banks or financial institutions are in agreement with the books of accounts.	Yes
(b)	if not, summary of reconciliation and reasons of material discrepancies, if any to be adequately disclosed.	NA
(xi)	Where a company is a declared wilful defaulter by any bank or financial institution or other lender, following details shall be given:	NA
(xii)	Relationship with struck off Companies	
	Where the company has any transactions with companies struck off under section 248 of the Companies Act, 2013 or section 560 of Companies Act, 1956,	NA
(xiii)	Registration of charges or satisfaction with Registrar of Companies (ROC)	
	Where any charges or satisfaction yet to be registered with ROC beyond the statutory period, details and reasons thereof shall be disclosed.	
(xiv)	Compliance with number of layers of companies	
	Where the company has not complied with the number of layers prescribed under clause (87) of section 2 of the Act read with the Companies (Restriction on number of Layers) Rules, 2017, the name and CIN of the companies beyond the specified layers and the relationship or extent of holding of the company in such downstream companies shall be disclosed.	NA

SHREESWAL PSYLLIUM EXPORTS INDIA LIMITED


Notes to Standalone Financial Statements for the year ended 31st March, 2024

(xv)	Ratios	Numerator	Denominator	FY 2023-24	FY 2022-23	Change	Explanation
	Current Ratio (in times)	Total Current Assets	Total Current Liabilities	1.50	2.63	-42.97%	1
	Debt-Equity Ratio (in times)	Long Term Borrowings	Total Equity	0.75	4.17	-82.10%	2
	Debt-Service Coverage Ratio	Earnings for Debt service = Net profit after tax + Non-cash operating expenses + Interest + other non cash adjustments+ Interest on debt debited in P&L	Debt service = Interest + Principal Repayment (Non-Current debts only)	-0.29	0.20	-242.75%	3
	Return on Equity Ratio (in times)	Profit for the year less preference dividend (if any)	Average Total Equity	-45.45%	16.56%	-374.43%	4
	Inventory Turnover Ratio (in times)	Revenue From Operations	Average Inventory	2.81	3.09	-8.98%	
	Trade Receivable Turnover Ratio (in times)	Revenue From Operations	Average Trade Receivable	23.54	15.51	51.77%	5
	Trade Payable Turnover Ratio (in times)	Revenue From Operations	Average Trade Payable	63.03	62.77	0.42%	
	Net Capital Turnover Ratio (in times)	Revenue From Operations	Working Capital (i.e. Total current assets less Total Current Liabilities)	4.98	3.55	40.33%	6
	Net Profit Ratio (in %)	Profit for the year before exception items	Revenue From Operations	-0.05	1.11%	-538.51%	7
	Return On Capital Employed	Profit Before Tax And Finance Costs	Average capital Employed	-0.13	95.07%	-113.88%	8
	Return on Investment	Income Generated from Investment Funds	Average Invested Funds	-	-	-	
Explanation to ratios bearing change of more than 25%							



Sanjay

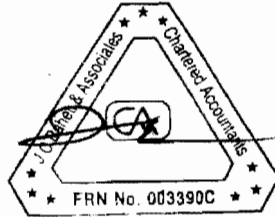
S.No.	Explanation	
1	There has been significant increase in short term borrowings during the year.	
2	There has been significant repayments in Long term borrowings during the year.	
3	Company has incurred losses during the year.	
4	Company has incurred losses during the year.	
5	There has been significant increase in Trade receivables during the year.	
6	There has been significant increase in short term borrowings due to which net working capital has been declined.	
7	Company has incurred losses during the year.	
8	Company has incurred losses during the year.	
(xvi)	Compliance with approved Scheme(s) of Arrangements	
	Where any Scheme of Arrangements has been approved by the Competent Authority in terms of sections 230 to 237 of the Companies Act, 2013, the Company shall disclose that the effect of such Scheme of Arrangements have been accounted for in the books of account of the Company 'in accordance with the Scheme' and 'in accordance with accounting standards' and deviation in this regard shall be explained.	NA
(xvii)	Utilisation of Borrowed funds and share premium:	
	(A) Where company has advanced or loaned or invested funds (either borrowed funds or share premium or any other sources or kind of funds) to any other person(s) or entity(ies), including foreign entities (Intermediaries) with the understanding (whether recorded in writing or otherwise) that the Intermediary shall (i) directly or indirectly lend or invest in other persons or entities identified in any manner whatsoever by or on behalf of the company (Ultimate Beneficiaries) or (ii) provide any guarantee, security or the like to or on behalf of the Ultimate Beneficiaries; The company shall disclose the following:- (I) date and amount of fund advanced or loaned or invested in Intermediaries with complete details of each Intermediary. (II) date and amount of fund further advanced or loaned or invested by such Intermediaries to other intermediaries or Ultimate Beneficiaries alongwith complete details of the ultimate beneficiaries. (III) date and amount of guarantee, security or the like provided to or on behalf of the Ultimate Beneficiaries (IV) declaration that relevant provisions of the Foreign Exchange Management Act, 1999 (42 of 1999) and Companies Act has been complied with for such transactions and the transactions are not violative of the Prevention of Money-Laundering act, 2002 (15 of 2003).;	NA
	(B) Where a company has received any fund from any person(s) or entity(ies), including foreign entities (Funding Party) with the understanding (whether recorded in writing or otherwise) that the company shall (i) directly or indirectly lend or invest in other persons or entities identified in any manner whatsoever by or on behalf of the Funding Party (Ultimate Beneficiaries) or	NA



Ranjay

(ii) provide any guarantee, security or the like on behalf of the Ultimate Beneficiaries, the company shall disclose the following:-

(I) date and amount of fund advanced or loaned or invested in Intermediaries with complete details of each Intermediary.	
(II) date and amount of fund further advanced or loaned or invested by such Intermediaries to other intermediaries or Ultimate Beneficiaries alongwith complete details of the ultimate beneficiaries.	
(III) date and amount of guarantee, security or the like provided to or on behalf of the Ultimate Beneficiaries	
(IV) declaration that relevant provisions of the Foreign Exchange Management Act, 1999 (42 of 1999) and Companies Act has been complied with for such transactions and the transactions are not violative of the Prevention of Money-Laundering act, 2002 (15 of 2003).;	



Gom Jay


SHREEOSWAL PSYLLIUM EXPORTS INDIA LIMITED
Notes on Financial Statement for the year ended
31 March 2024

Note No.37 Fair Value Measurement Hierarchy

Amount in Rs. Lakhs

Particulars	As at 31 March 2024			As at 31 March 2023		
	Carrying Amount	Level of Input used in		Carrying Amount	Level of Input used in	
		Level 1	Level 2		Level 1	Level 2
Financial Asset :-						
At Amortised Cost						
Cash & Cash Equivalents	118.40			112.07		
Trade Receivables	897.02			534.13		
At FVTPL						
Other Financial Assets	0.31		0.31	0.31		0.31
Loans (Current)	0.44					
At FVTDCI						
Financial Liabilities :-						
At Amortised Cost						
Trade Payables	274.42			260.00		
Borrowings	5,042.88			2,220.16		
Lease Liability	1.44			1.32		
Borrowings (Non-current)	1,393.85			3,464.13		
Lease Liability (Non-current)	63.22			64.66		

The Financial Instruments are categorised into two levels based on the inputs used to arrive at fair value measurement as described below:
LEVEL 1: Quoted Prices (unadjusted) In active markets for identical assets or liabilities; and
LEVEL 2: Inputs other than the quoted prices included within level 1 that are observable for the asset or liability, either directly or indirectly.



Sanjay

SHREOSWAL PSYLLIUM EXPORTS INDIA LIMITED

Notes to Financial Statements

Note No:38 Financial Risk Management

(i) Credit Risk

Credit risk is the risk of financial loss to the Company if a customer or counterparty to a financial instrument fails to meet its contractual obligations. Credit risk primarily relates to trade and other receivables, long-term loans, cash and cash equivalents.

The Company's exposure to credit risk with regards to trade and other receivables is influenced mainly by the individual characteristics of each customer and there is no significant concentration of risk related to industry segments. The granting of credit is controlled by well-established criteria that are reviewed on a regular basis. The maximum exposure to credit risk at the reporting date is the carrying amount of each trade receivable.

The credit policy requires each new customer to be analyzed individually for credit worthiness before delivery and payment terms are offered.

Other receivables consist primarily of security deposits, loans to employees and other receivables. The risk of default is assessed as low.

The credit risk surrounding loans receivable is assessed as low risk.

Credit risk on cash and cash equivalents is assessed as low risk as the Company deposits cash surpluses with financial institutions of high quality and standing.

(ii) Liquidity Risk

The Company actively monitors its cash flows to ensure there is sufficient cash available to meet its working capital requirements. Due to the dynamic nature of the underlying businesses, the Company maintains flexibility in funding by maintaining availability under committed credit lines. Management monitors rolling forecasts of the Company's cash and cash equivalents on the basis of expected cash flow.

The Company's current trade and other payables are all due within one year.

The table below summarizes the maturity profile of the Company's financial liabilities as at 31 March 2024 based on contractual undiscounted payments:

Particulars	Amount in Rs. Lakhs				
	Less Than One year	1-2 Years	2-4 Years	>4 Years	Total
Trade Payables	261.81	12.61	-	-	274.42
Long Term Borrowings	-	1,393.85	-	-	1393.85
Short Term Borrowings	5,042.88	-	-	-	5042.88

(iii) Market Risk

Interest Rate Risk

The Company is exposed to interest rate risk on its cash and cash equivalents, long-term loans and borrowings, which can have an impact on the cash flows of these instruments. The exposure to interest rate risk is managed through the Company's Board by using counterparties that offer the best rates which enables the Company to maximize returns whilst minimizing risk.



Ramraj

7A Trade Receivables Ageing Schedule (Current) Amount In Rs. Lakhs

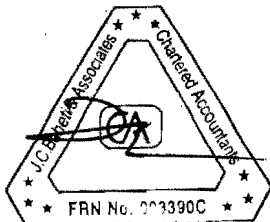
Particulars	As on 31 March 2024					
	Outstanding for following periods from due date of payment					
	Less than 6 months	6 months - 1 year	1-2 years	2-3 years	More than 3 years	Total
(i) Undisputed Trade receivables - considered goods	851.27	0.83	1.18	2.00	-	855.28
Provision for Doubtful Debts	-	-	-	-	-	-
Undisputed Trade receivables - considered goods (Net of provision)	851.27	0.83	1.18	2.00	-	855.28
(ii) Undisputed Trade Receivables - which have significant increase in credit risk	-	-	-	-	-	-
Provision for Doubtful Debts	-	-	-	-	-	-
Undisputed Trade Receivables - which have significant increase in credit risk (Net of provision)	-	-	-	-	-	-
(iii) Undisputed Trade Receivables - credit Impaired	-	-	-	-	-	-
Provision for Doubtful Debts	-	-	-	-	-	-
Undisputed Trade Receivables - credit impaired (Net of provision)	-	-	-	-	-	-
(iv) Disputed Trade Receivables- considered goods	-	-	-	-	-	-
Provision for Doubtful Debts	-	-	-	-	-	-
Disputed Trade Receivables- considered goods (Net of provision)	-	-	-	-	-	-
(v) Disputed Trade Receivables - which have significant increase in credit risk	-	-	-	-	41.74	41.74
Provision for Doubtful Debts	-	-	-	-	-	-
Disputed Trade Receivables - which have significant increase in credit risk (Net of provision)	-	-	-	-	41.74	41.74
(vi) Disputed Trade Receivables - credit Impaired	-	-	-	-	-	-
Provision for Doubtful Debts	-	-	-	-	-	-
Disputed Trade Receivables - credit Impaired (Net of provision)	-	-	-	-	-	-

Amount In Rs. Lakhs

Particulars	As on 31 March 2023					
	Outstanding for following periods from due date of payment					
	Less than 6 months	6 months - 1 year	1-2 years	2-3 years	More than 3 years	Total
(i) Undisputed Trade receivables - considered goods	481.78	0.96	9.68	-	-	492.42
Provision for Doubtful Debts	-	-	-	-	-	-
Undisputed Trade receivables - considered goods (Net of provision)	481.78	0.96	9.68	-	-	492.42
(ii) Undisputed Trade Receivables - which have significant increase in credit risk	-	-	-	-	-	-
Provision for Doubtful Debts	-	-	-	-	-	-
Undisputed Trade Receivables - which have significant increase in credit risk (Net of provision)	-	-	-	-	-	-
(iii) Undisputed Trade Receivables - credit Impaired	-	-	-	-	-	-
Provision for Doubtful Debts	-	-	-	-	-	-
Undisputed Trade Receivables - credit Impaired (Net of provision)	-	-	-	-	-	-
(iv) Disputed Trade Receivables- considered goods	-	-	-	-	41.71	41.71
Provision for Doubtful Debts	-	-	-	-	-	-
Disputed Trade Receivables- considered goods (Net of provision)	-	-	-	-	41.71	41.71
(v) Disputed Trade Receivables - which have significant increase in credit risk	-	-	-	-	-	-
Provision for Doubtful Debts	-	-	-	-	-	-
Disputed Trade Receivables - which have significant increase in credit risk (Net of provision)	-	-	-	-	-	-
(vi) Disputed Trade Receivables - credit Impaired	-	-	-	-	-	-
Provision for Doubtful Debts	-	-	-	-	-	-
Disputed Trade Receivables - credit impaired (Net of provision)	-	-	-	-	-	-

*Ageing has been provided by the management and relied upon by the auditors.

Ranjay



SHREEOSWAL PSYLLIUM EXPORTS INDIA LIMITED
Notes To The Financial Statement for the year ended on
31 March 2024

20A

Trade Payable Ageing Schedule

Amount in Rs. Lakhs

As on 31 March 2024					
Particulars	Outstanding for following periods from due date of payment				Total
	Less than 1 year	1-2 years	2-3 years	More than 3 years	
(i) MSME	-	-	-	-	-
(ii) Others	261.81	12.61	-	-	274.42
(iii) Disputed Dues- MSME	-	-	-	-	-
(iv) Disputed Dues- Others	-	-	-	-	-

Amount in Rs. Lakhs

As on 31 March 2023					
Particulars	Outstanding for following periods from due date of payment				Total
	Less than 1 year	1-2 years	2-3 years	More than 3 years	
(i) MSME	-	-	-	-	-
(ii) Others	249.40	10.60	-	-	260.00
(iii) Disputed Dues- MSME	-	-	-	-	-
(iv) Disputed Dues- Others	-	-	-	-	-

*Ageing has been provided by the management and relied upon by the auditors.

Banjay

